

**Present:**

**Absent:**

1. Approval of the Agenda
  
2. Board Feedback
  
3. Consent Agenda
  - a. Approval of Minutes of October 19 2022 meeting
  - b. Items for Information
    - i. Correspondence
      - Notice 2022-2023 City Council Appointments
      - Notice 2022-2023 County Council Appointments
      - Minister Introductory Letter for Chief Elected Officials and Public Library Boards
  - c. Reports
    - i. Director's Report
    - ii. Program Report and Library Stats October 2022
    - iii. Program Overview to October 31 2022
  
4. Items for Discussion
  - a. Policy Committee Update
  - b. PRL Board Alternate
  - c. Welcome letter to Minister of Municipal Affairs
  - d. 2023/2024 Budget Update

**Next regular Board meeting: December 21, 2022, 5:00pm**

**Present:** Elizabeth Bagdan, Julie Girard, Renee Greer, Lynette Irvine, Elizabeth Luck, Carlene Wetthuhn, Carol Williams

**Absent:** Joy-Anne Murphy

1. Approval of the Agenda

**Motion 30/22 Julie, Renee**

2. Board Feedback

3. Consent Agenda

**Motion 31/22 Carol, Julie**

- a. Approval of Minutes of September 28 2022 meeting

- b. Reports

- i. Director's Report
- ii. Program Report and Library Stats September 2022
- iii. Program Overview to September 30 2022

4. Items for Discussion

- a. Budget Process Update

- b. VPN

**Next regular Board meeting: November 16, 2022, 5:00pm**



The City of  
**Camrose**

5204 -- 50 Avenue, Camrose, Alberta T4V 0S8 PH. (780) 672-4426 FAX (780) 672-2469

October 18, 2022

Email: [ealuck@hotmail.com](mailto:ealuck@hotmail.com)

Attention: Elizabeth Luck, Chair  
Camrose Public Library Board  
c/o Camrose Public Library  
4710 - 50 Avenue  
Camrose AB  
T4V 0R8

**Re: 2022-2023 City Council Appointment(s) - Camrose Public Library Board**

Please be advised an Organizational Meeting of City Council was held on October 17<sup>th</sup>, 2022, whereby City Council approved the following Council appointments to the Camrose Public Library Board from October 17, 2022, to the Organizational Meeting of Council to be held in October, 2023.

Camrose Public Library Board: Joy-Anne Murphy

Please give me a call at 780-781-0826 or send me an email at [pstasko@camrose.ca](mailto:pstasko@camrose.ca) should you have any questions.

Sincerely,

**The City of Camrose**

PJ Stasko  
Mayor

cc: Alyssa Martin, Director, Camrose Public Library - [amartin@prl.ab.ca](mailto:amartin@prl.ab.ca)



October 28, 2022

File No 730-04

Camrose Public Library  
4710 50 Avenue  
Camrose, Alberta, T4V 0R8


RE: Organizational Meeting

Please be advised at the Camrose County Organizational meeting held on October 25, 2022 the following appointments were made:

Reeve	Cindy Trautman
Camrose Public Library	Don Simpson

Don can be contacted at 780 679-7305 or [dsimpson@county.camrose.ab.ca](mailto:dsimpson@county.camrose.ab.ca)

Yours truly

  
*Paul King*  
Paul King, P. Ag.  
County Administrator

Cc: Councillor D. Simpson

jy



ALBERTA

MUNICIPAL AFFAIRS

*Office of the Minister  
MLA, Calgary-Shaw*

October 28, 2022

Dear Chief Elected Officials and Public Library Boards:

I am honoured to serve as the new Minister of Municipal Affairs. I believe in the importance of local government to our province and its people, and I am excited to work with you to ensure Alberta's economic prosperity and strengthen the long-term viability of municipalities across the province.

As Minister of Municipal Affairs, I am committed to municipal capacity building, transparency, and accountability, which are essential elements for responsible local government. My ministry will continue to support municipalities, as you play a significant role in fostering the local economic conditions that improve Alberta's vibrant communities. Municipal Affairs will also continue to manage and provide financial support for the network of municipal library boards and regional library system boards that offer vital public library services for Albertans.

Through collaboration, we can reduce red tape and barriers by reviewing legislation and making certain Albertans are protected with appropriate safety codes, standards, and supports for the construction and maintenance of buildings and equipment.

I look forward to working together to strengthen municipalities in Alberta and to work with you on areas of shared interest.

Sincerely,

A handwritten signature in blue ink, appearing to read 'R Schulz'.

Rebecca Schulz  
Minister of Municipal Affairs



## Director's Report

November 8 2022

### Budget Reports and Presentations

Our funding requests have been written and submitted to both the City of Camrose and to Camrose County. Budget presentations were given to both councils where many questions arose. As of today, councils are still deliberating and we are waiting for funding decisions. My budget presentation slides are attached.

### Camrose Helps – Community Conversation

CPL hosted two community conversations for the Camrose Helps project. These were incredibly successful events, which were run by Camrose Helps and all the organizations involved in the project. We set up tables with a large piece of paper, a facilitator (volunteers from other organizations), and gave each table a topic (food, income, housing, mental health, transportation and other). People were given the opportunity to share what they wanted to keep, get rid of/change or start in Camrose and the County as it pertained to these topics, and the discussion was wonderful and illuminating and changed how I look at our community and library. We had 35 attendees for the noon hour session, and 45 attendees for the evening session. We ran out of room and chairs in the evening, highlighting the need for a larger space for us to utilize. The summary of what was recorded will be released to the public, and I expect to get a timeline for this on November 14<sup>th</sup>.

Additionally, CPL has been collecting the Camrose Helps Surveys and promoting the digital survey. The survey officially closed November 7<sup>th</sup>, and the results will be compiled shortly. I also expect a timeline for this information on November 14<sup>th</sup>.

# CAMROSE PUBLIC LIBRARY

---

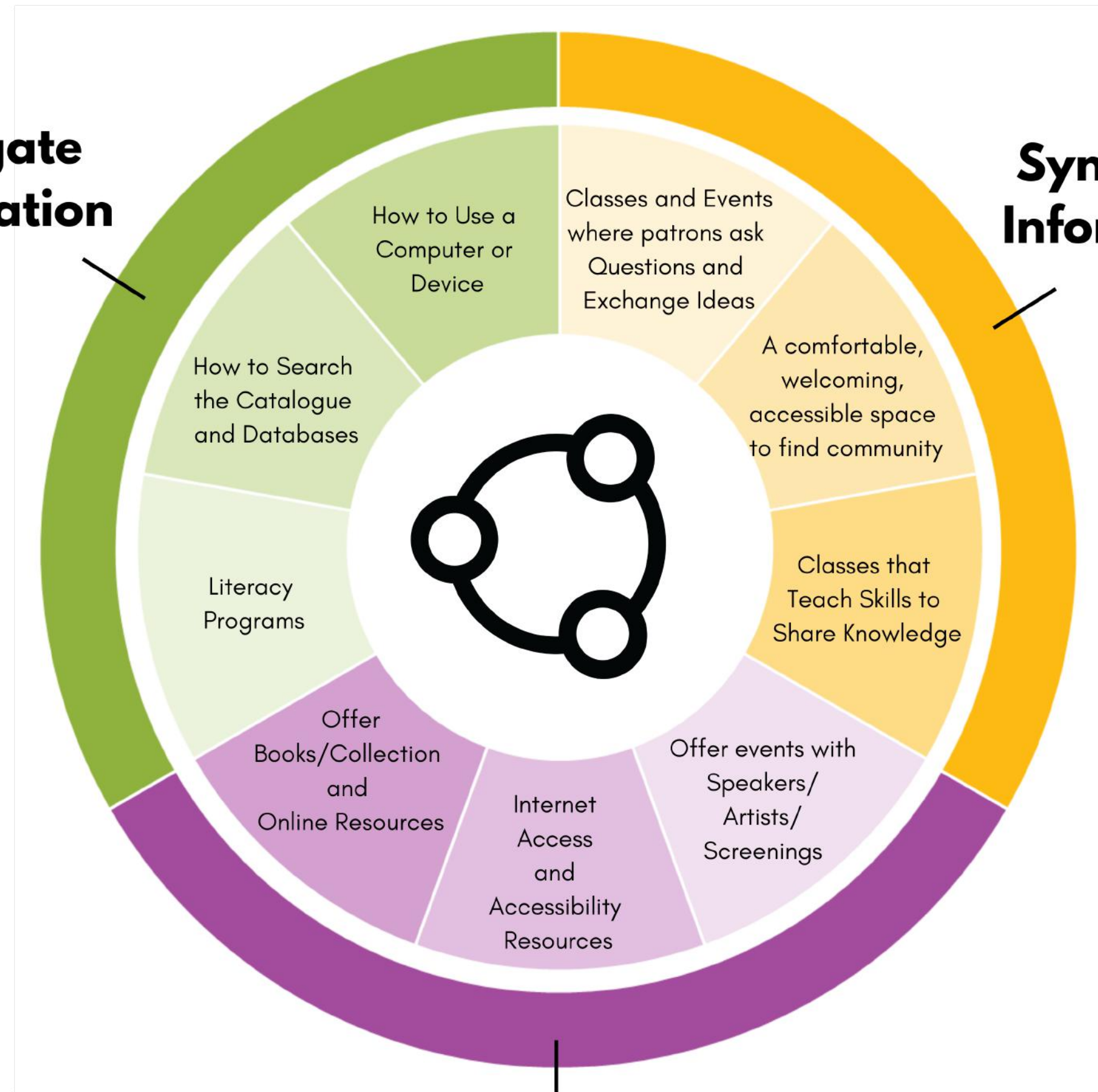
**2023 Budget Presentation  
Camrose County Council**

What do libraries do?

We **CONNECT** the public with  
**INFORMATION**

**Navigate  
Information**

**Synthesize  
Information**



**Access  
Information**



**No one in town would help me but you guys.**

**You saved my life.**


-Patron needing remote access to attend court



**Our financial goal is to restore our funding to pre-pandemic levels.**



**Speakers/Artists**




**Life Cycle**



**Dementia Services**



**Collection**



**Advocacy**



**Makerspace**



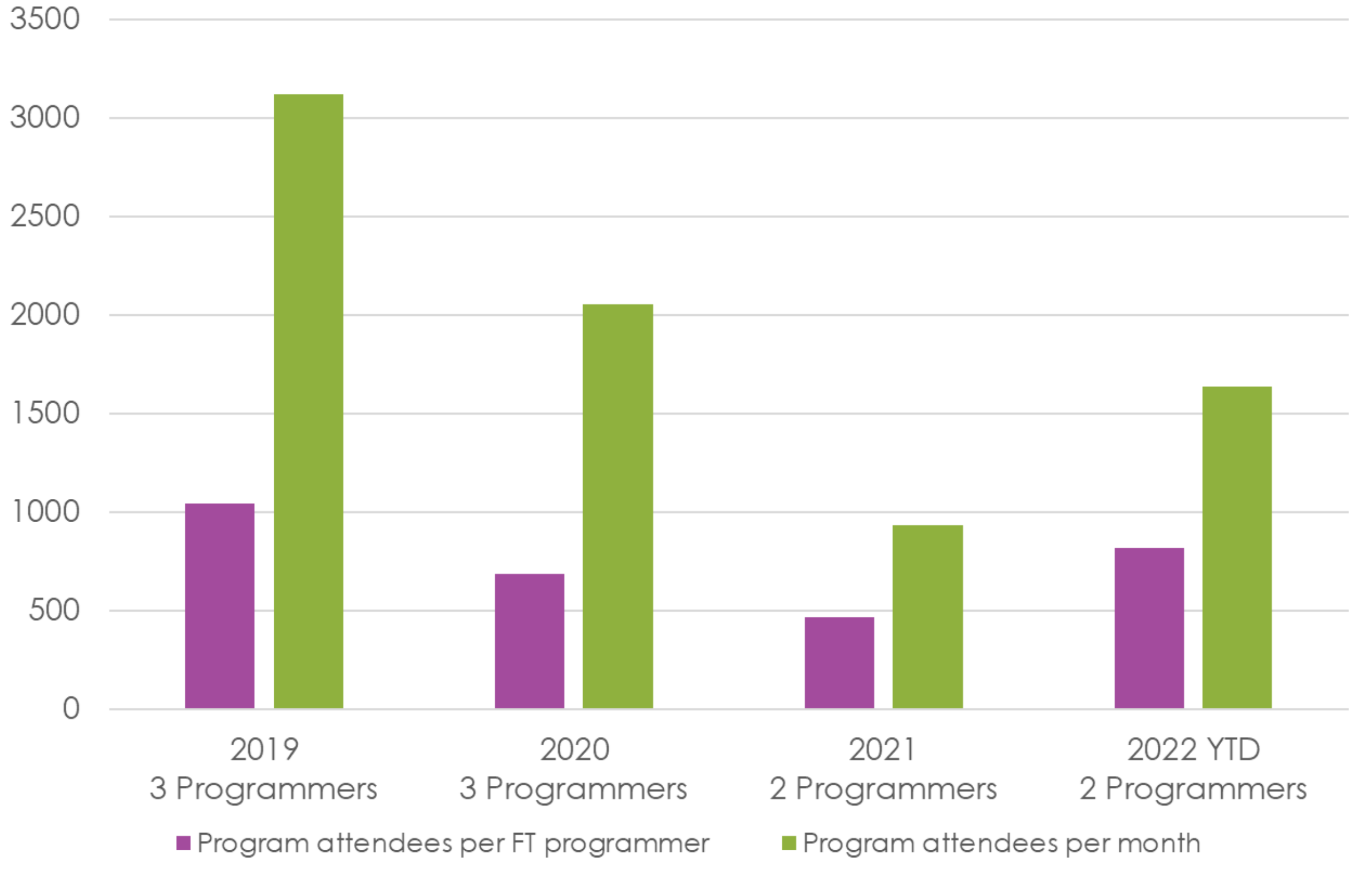
**Tech Education**



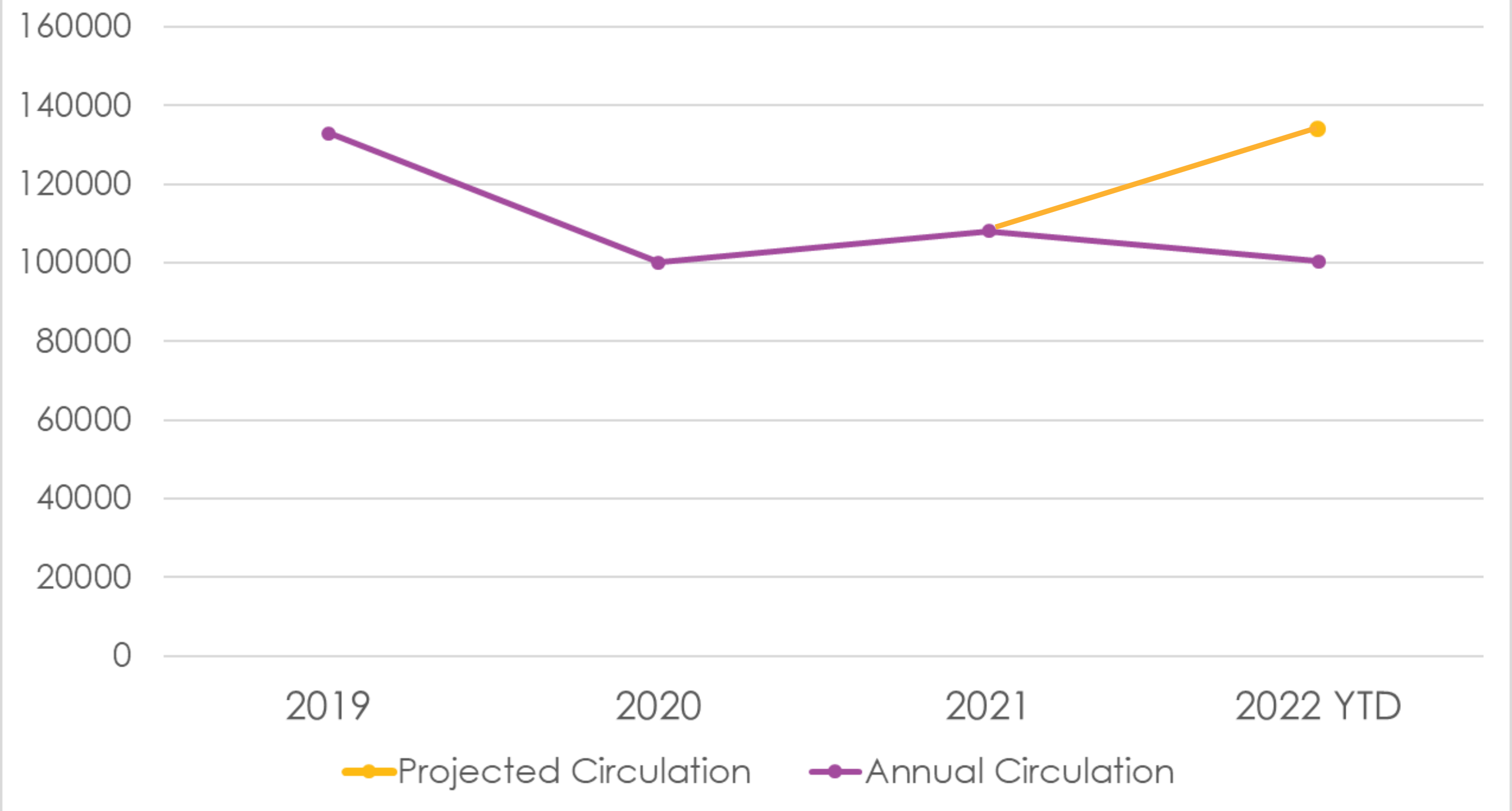
**Community Events**

**Services we have had to cut or reduce**

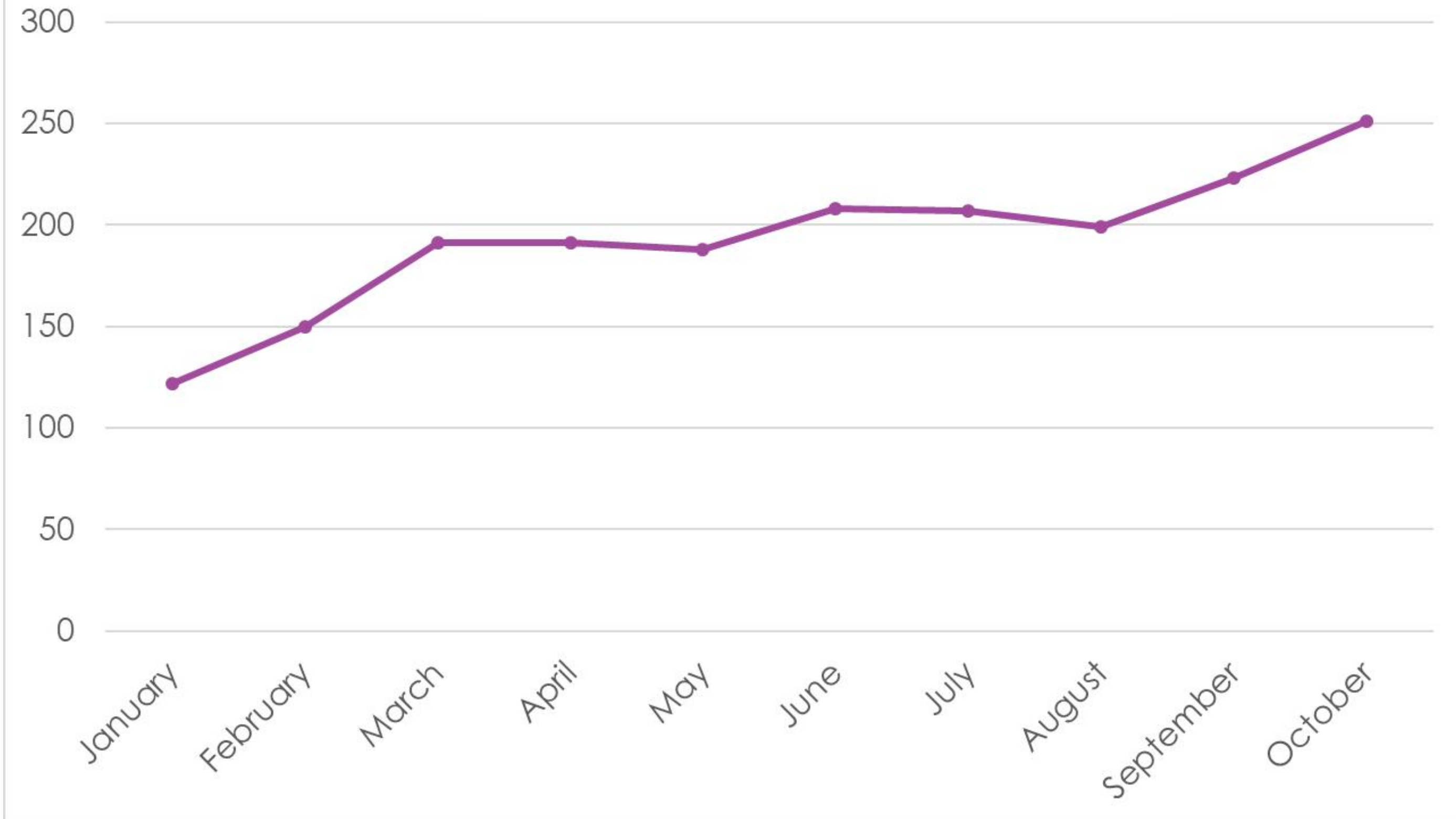
# Average Program Attendees in a Month



# Annual # of Items Lent (Circulation)



## Average Visit per Days Open

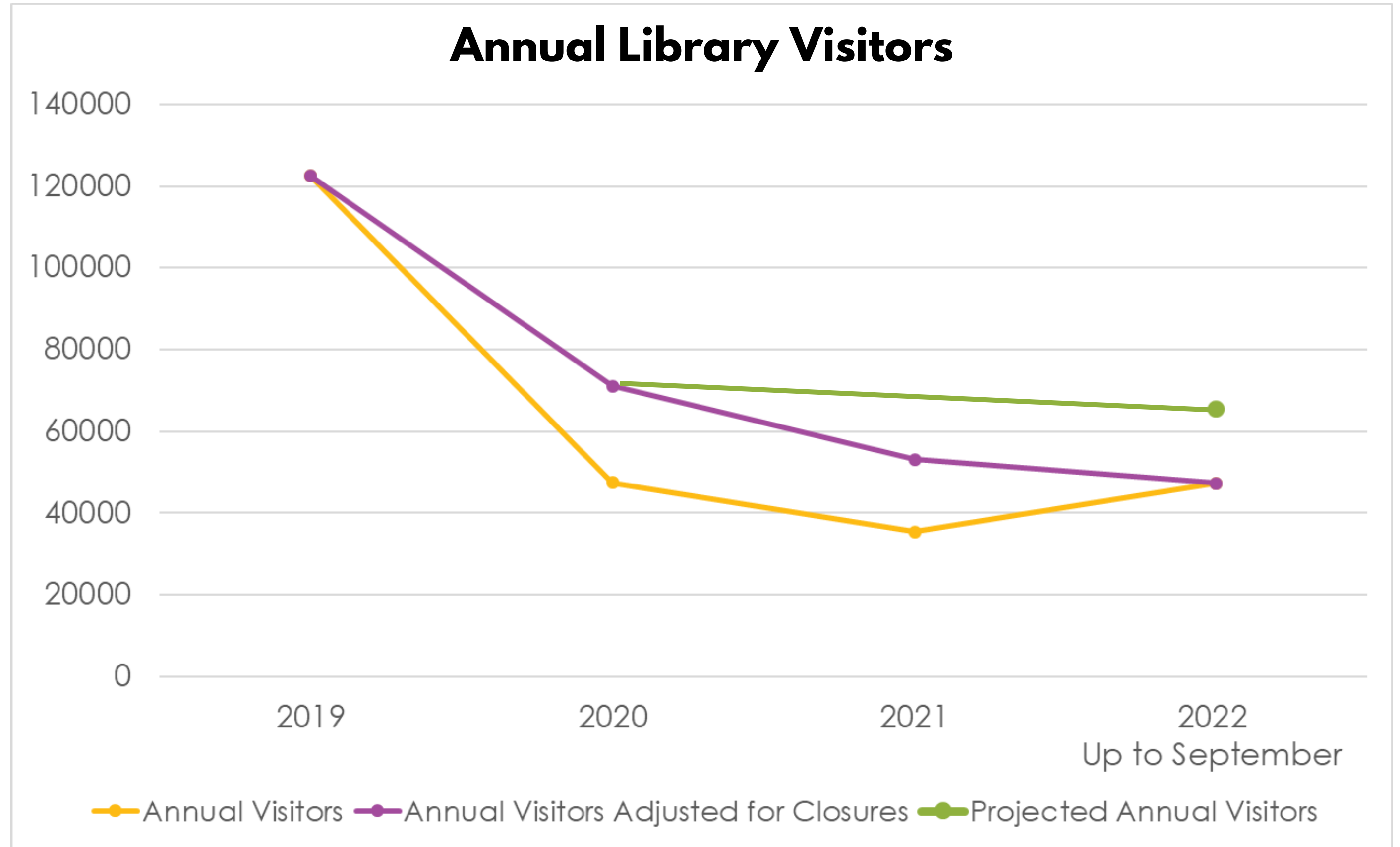


**In 2019:**  
 We had 12 months of normal times  
**We had 3 programmers**  
**We had 3 programming rooms**  
 We offered in-house programming

**In 2020:**  
 We had 2.5 months of normal times  
**We had 3 programmers**  
**We had 3 programming rooms**  
 We offered take-home programs and  
 two months of in-house  
 We offered curb-side service for months  
 Mask Mandate

**In 2021:**  
 We had no normal months  
**We had 2 programmers**  
**We had 2 programming rooms**  
 We offered take-home programs and  
 3 months of in-house  
 We offered curb-side service for months  
 Mask Mandate

**In 2022:**  
 We had no normal months  
**We had 2 programmers**  
**We had 2 programming rooms**  
 We offered in-house programming  
 Mask Mandate





**"Welcome to Canada!"**  
 an English Conversation Class for Beginners

Free for adults

Fun and friendly

Practice talking with others

Learn about life in Canada

Contact Leah to register  
[camrose@a4hc.ca](mailto:camrose@a4hc.ca) / (780) 226-6723

Thursdays 10 to 11:30 am (starting June 16th)  
 Camrose Public Library (lower level)  
 4710-50 Avenue

ACTION FOR HEALTHY COMMUNITIES

CAMROSE PUBLIC LIBRARY 10








**We feed 22.3 kids a day after-school.**  
**That's 670 kids since September**




**Welcome to the Rotary Pavilion**  
A gift from the Rotary Club of Camrose  
Enjoy...  
...keep the pavilion clean...  
...share the space.

**Land Acknowledgement**  
We acknowledge that the land on which the Pavilion stands...  
...in memory of David Taylor...  
Sponsored by IG...

**ROTARY PAVILION** | Showcasing our Community Heritage  
Club of Camrose  
**Welcome!**  
The Rotary Club of Camrose has proudly served our community since 1924...  
For more information on any of the topics showcased log on to [www.rotaryclub.ca/rotarypavilion](http://www.rotaryclub.ca/rotarypavilion) or scan any of the QR codes on the panels.  
Enjoy







**3rd Programmer**




**Self Checkout**




**4th Summer Student**




**Broken Furniture**



**Restore Collection**



**HR Consultant**



**Fax Machine**



**Cost of Living Adjustment**

# Services we will restore or add

# Per Capita Spending

According to the Public Library Service Branch:

In 2018\*

- Wetaskiwin spent \$95.97 per capita
- Camrose County spent \$18.67 per capita on CPL\*
- City of Camrose spent \$34.20 per capita
- The provincial average was \$27.93 per capita

In 2022, Camrose County spent  
**\$11.07 per capita**

\*2018 is the most recent year of provincial information

\*\* Assuming 75% of County Pop. via Regional Dashboard

Local Appropriations Received by Municipal Library Boards  
2018 Top Thirty

Board	Population	TTL Local Appropriation	Local Approp/capita
Lougheed	256	\$32,067	\$125.26
Strathcona County	98381	\$9,461,866	\$96.18
Wetaskiwin	12655	\$1,214,548	\$95.97
Swan Hills	1301	\$99,777	\$76.69
Beaverlodge	2465	\$187,346	\$76.00
Tofield	2081	\$148,558	\$71.39
Glenwood	316	\$22,168	\$70.15
Devon	6578	\$454,499	\$69.09
High Prairie	2564	\$170,898	\$66.65
Yellowhead County	10995	\$724,040	\$65.85
Lethbridge	99769	\$6,521,130	\$65.36
St. Albert	66082	\$4,258,300	\$64.44
Coutts	245	\$15,500	\$63.27
Amisk	204	\$12,904	\$63.25
Cardston	3909	\$246,873	\$63.15
Sexsmith	2620	\$163,618	\$62.45
Valleyview	1863	\$110,872	\$59.51
Opportunity No. 17, M.D. of	3181	\$187,791	\$59.04
Hinton	9882	\$579,333	\$58.63
Lac La Biche County	9531	\$549,094	\$57.61
Seba Beach	169	\$9,500	\$56.21
Canmore	13992	\$784,122	\$56.04
Manning	1183	\$65,952	\$55.75
Vegreville	5708	\$316,310	\$55.42
Fox Creek	1971	\$107,355	\$54.47
Vermilion	4150	\$224,854	\$54.18
Holden	350	\$18,913	\$54.04
Forestburg	875	\$47,079	\$53.80
Penhold	3277	\$172,892	\$52.76
Jasper, Municipality of	4590	\$240,789	\$52.46
<b>Average</b>			<b>\$65.84</b>
<b>Provincial per capita</b>			<b>\$42.48</b>

<https://www.alberta.ca/public-library-statistics.aspx#jumplinks-3>

## **In a year where:**

- **We had 33% fewer programmers**
- **AHS restrictions prevented programs**
- **AHS restrictions prevented events**
- **Our program budget cut 54%**
- **Our collection budget cut 30%**

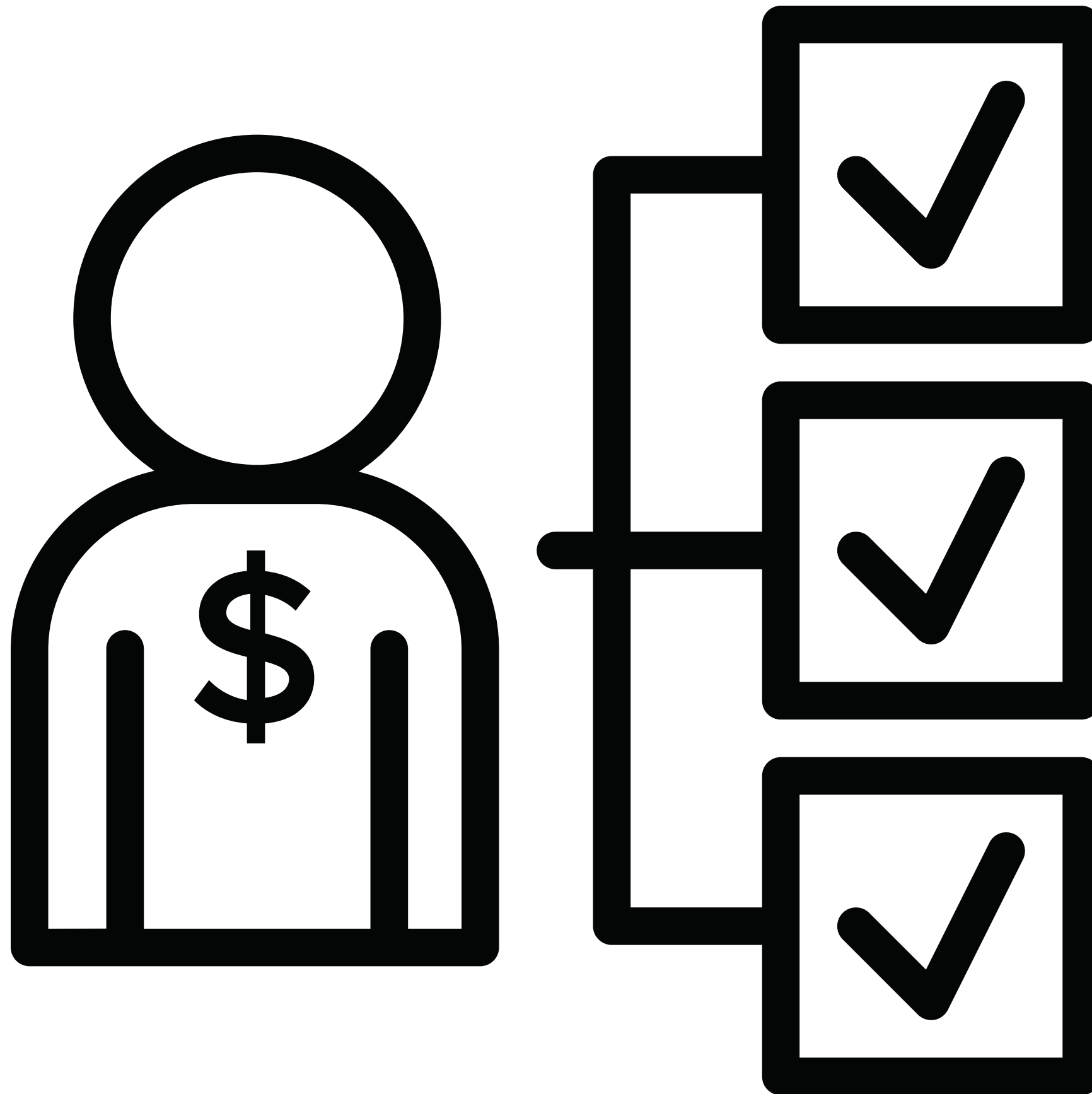
**We still turned out a**

**\$4.65**

**ROI**

# **CPL and the Camrose County Stratgeic Plan**

- **Community well-being is prioritized by partnering with governments and community agencies to ease economic and social disparities**
- **Support community groups within Camrose County**
- **Provide adequate resources so residents feel safe in their communities**
- **Encourage rural youth to be engaged and support opportunities for youth within local communities**
- **Prioritize accessibility to recreation and cultural opportunities for all**



# Fiscal Responsibility

**HR review of personnel policy & employee agreements**

**New Software to reduce expensive admin hours**

**Self-Checkout to increase value of staff interactions**

**Outsource janitorial services**

# Our 2023 Financial Ask

**\$22.21 per capita** for 75% of county residents

For comparison, the City of Camrose provides \$28.13 per capita

In 2018, Wetaskiwin provided \$95.97 per capita

**\$140,861.00**

This provides you with \$655,003.65 in value





**Our beautiful Gran and Aunt were given more independence to explore the breathtaking Camrose trails by using the walking poles the Camrose Public Library has available!**  
**Thanx CPL**

-Danielle Harrmse

**CPL introduced me to  
the best job and the  
best people, working  
the Book Bike is not  
only my favourite  
library memory but  
one of my favourite  
life experiences ♡**

-Sarah Bean



**I love your sense of humour.**

**That's the first time I've  
laughed in days.**

-Patron talking to front desk staff

**The person I spoke to was so lovely and patient! Actually, everyone is always so lovely and patient. I just get a great feeling everytime I come in. You know, it's not just about the stuff you have, it's the people.**

-Happy Patron



# MIND MASTERS



In This Issue

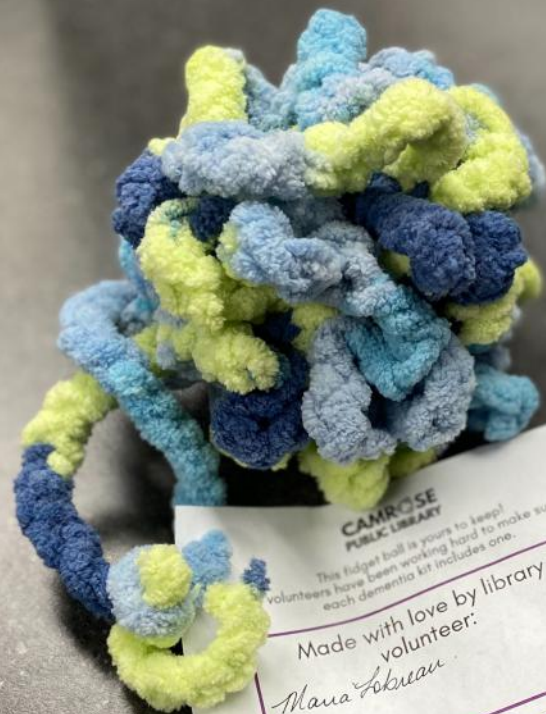
Library Update

By Camrose Public Library Programming



**"She talks about the library when we're not here. Even when she's not prompted, the library is now an active memory"**

-Caregiver to a patron with dementia



CAMROSE PUBLIC LIBRARY  
This fuzzy ball is yours to keep!  
Volunteers have been working hard to make sure that each dementia kit includes one.  
Made with love by library volunteer:  
*Maria Sokruan*  
**CPL DEMENTIA PROJECT**

**Back in 2012 I had the opportunity to partner with the library for Community Service Learning and helped plan that years Christmas party which was a great success. It solidified my love of libraries and librarianship. Now I'm a Librarian for a regional system and**

**I love what I do.**

-Christine Hutchinson

**"I really appreciate that you have books for people experiencing dementia that aren't just 'children's books' "**

-A different caregiver to a patron with dementia





**"The library staff are soo amazing. When we first came here, we were looking for baby books and the staff just completely switched gears and showed us all the amazing dementia-specific stuff. They are THE BEST!"**

-One more caregiver to a patron with dementia



**We enjoyed the  
Christmas parties at  
the library and  
other theme days.  
We spent many  
hours at the CPL  
when my kids were  
younger.**

-Sandra Carlson



**I cannot explain how much the library is an essential part of my life. My kids come here after school, there is space for reading, playing and studying.**

**The library is so much more than a building - it is a place of community, where everyone is welcome.**

-Patron

# CAMROSE PUBLIC LIBRARY

---

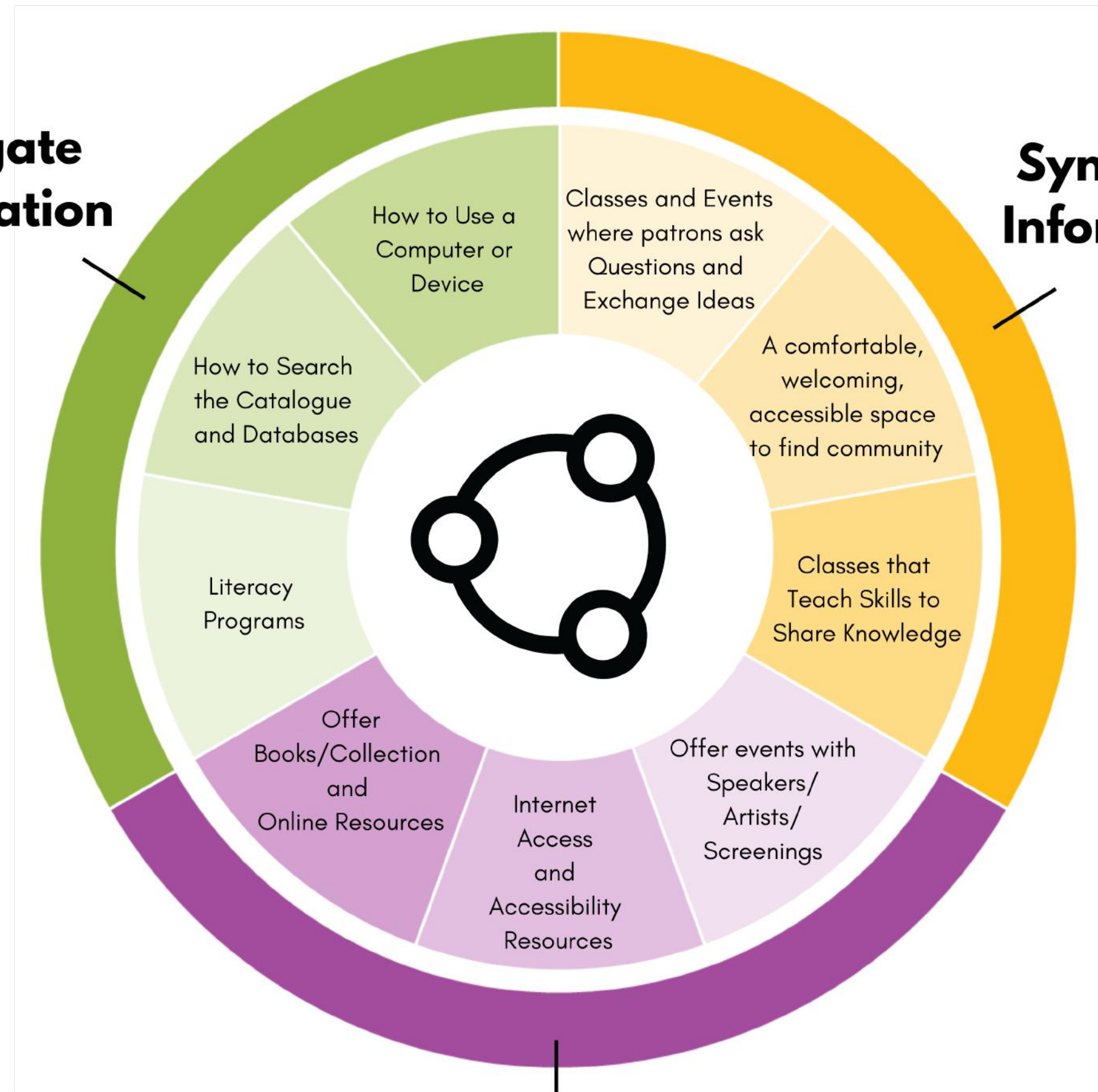
**2023/2024 Budget Presentation  
Camrose City Council**

What do libraries do?

We **CONNECT** the public with  
**INFORMATION**

**Navigate  
Information**

**Synthesize  
Information**



**Access  
Information**

**No one in town would help me but you guys.**

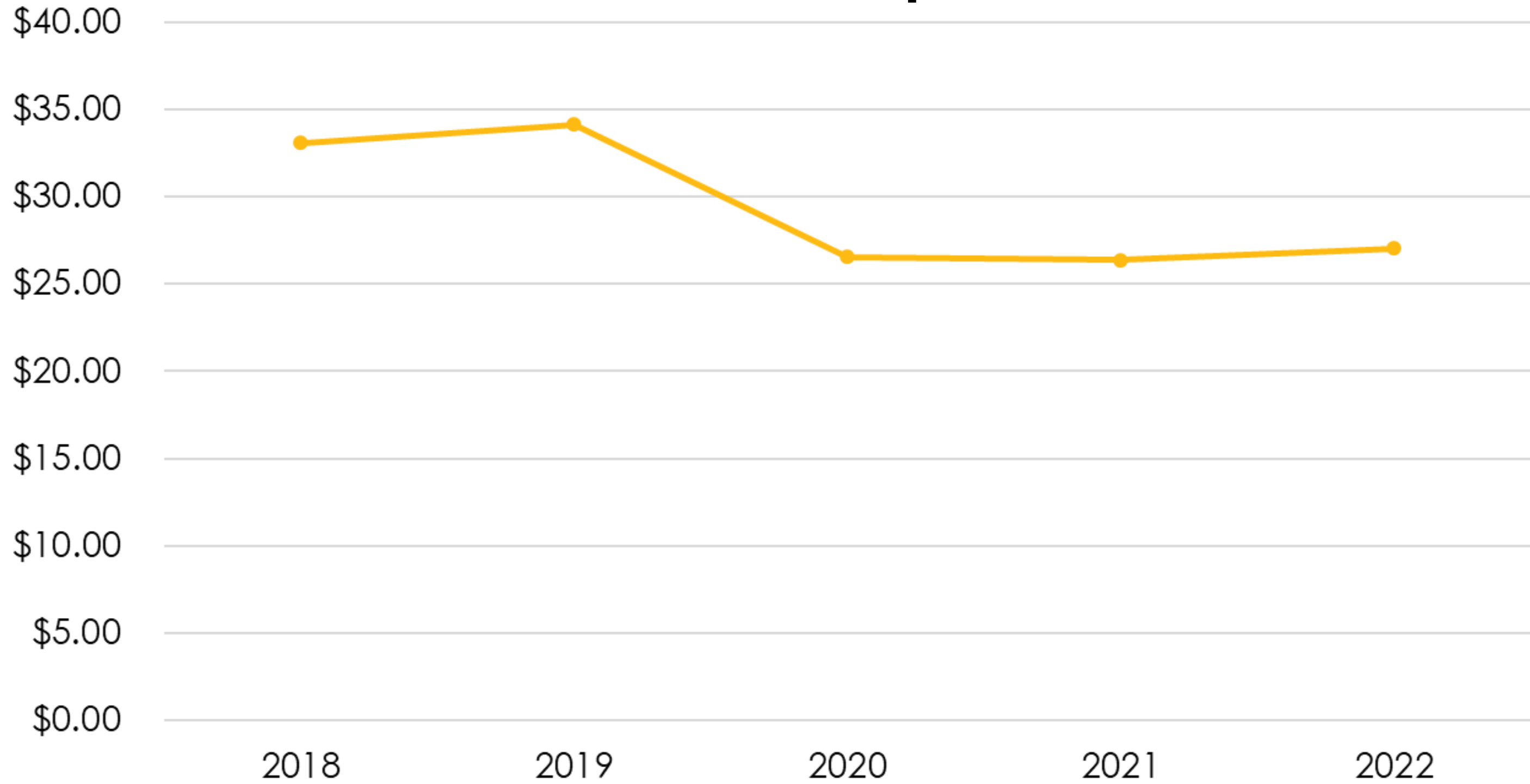
**You saved my life.**


-Patron needing remote access to attend court




**Our financial goal is to restore our funding to pre-pandemic levels.**

## City of Camrose Per Capita Spending -Federal Census Population





**Cost Reduction**



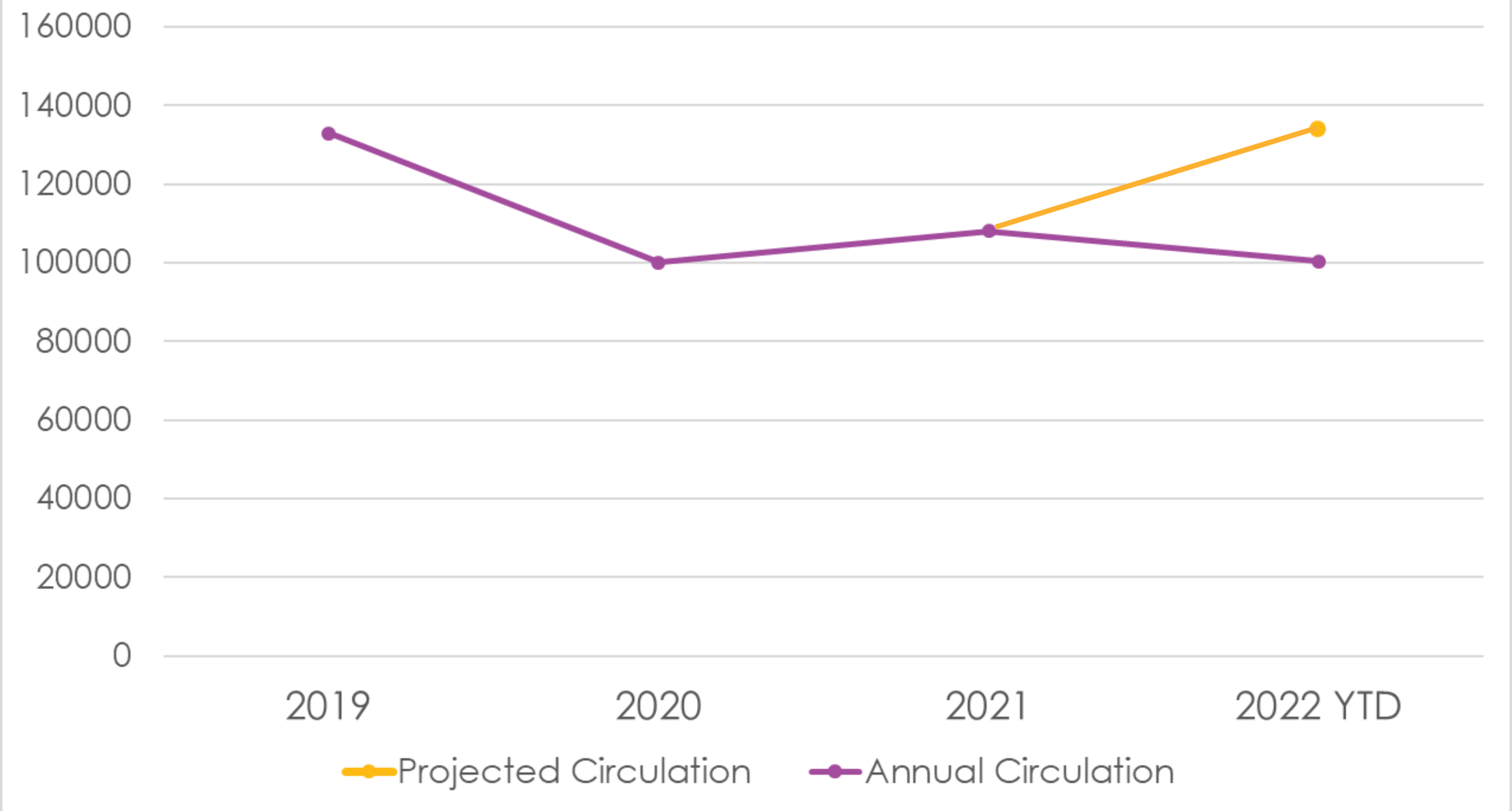
**Cuts**



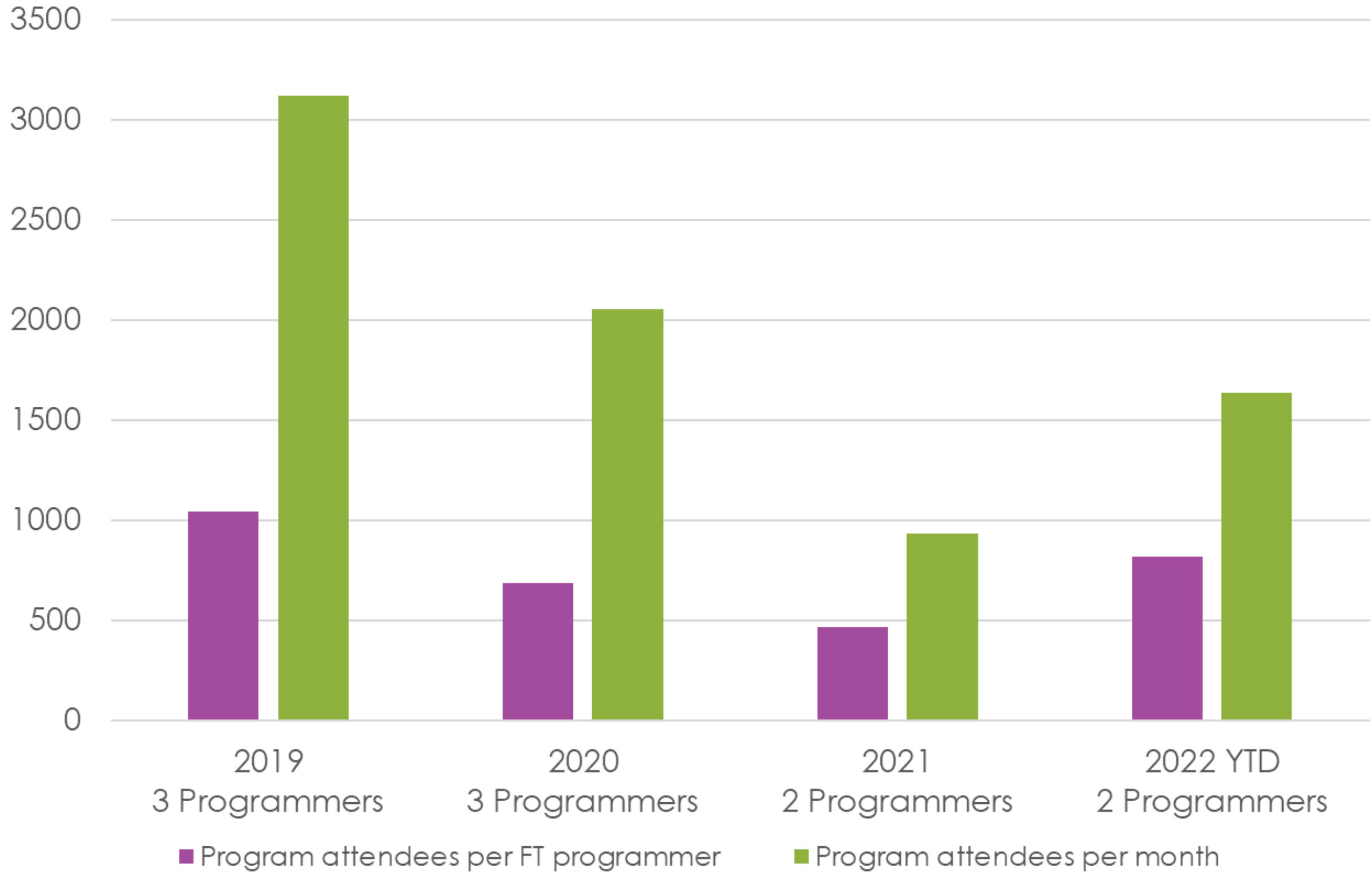
**Efficiencies**



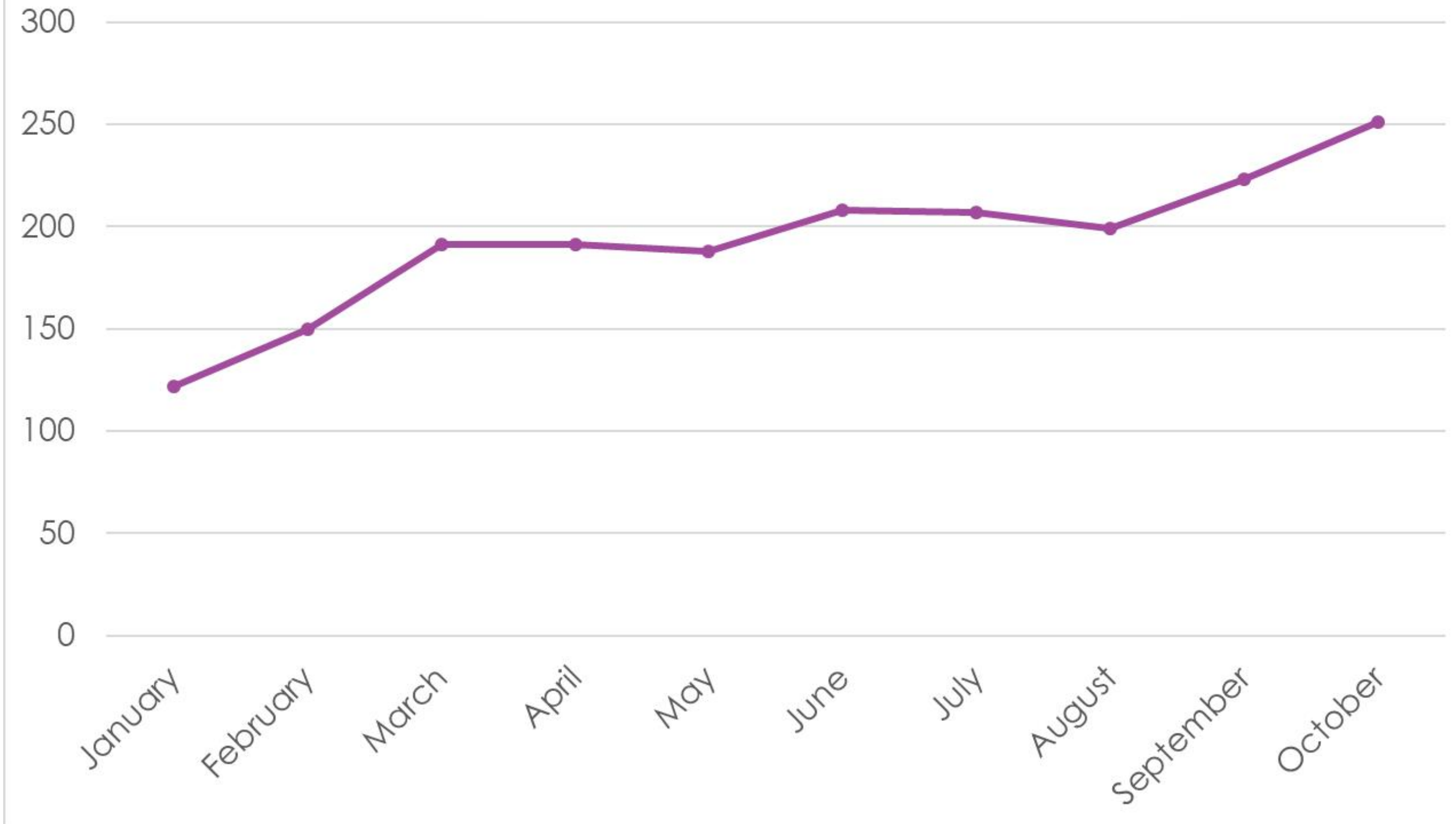
# Annual # of Items Lent (Circulation)



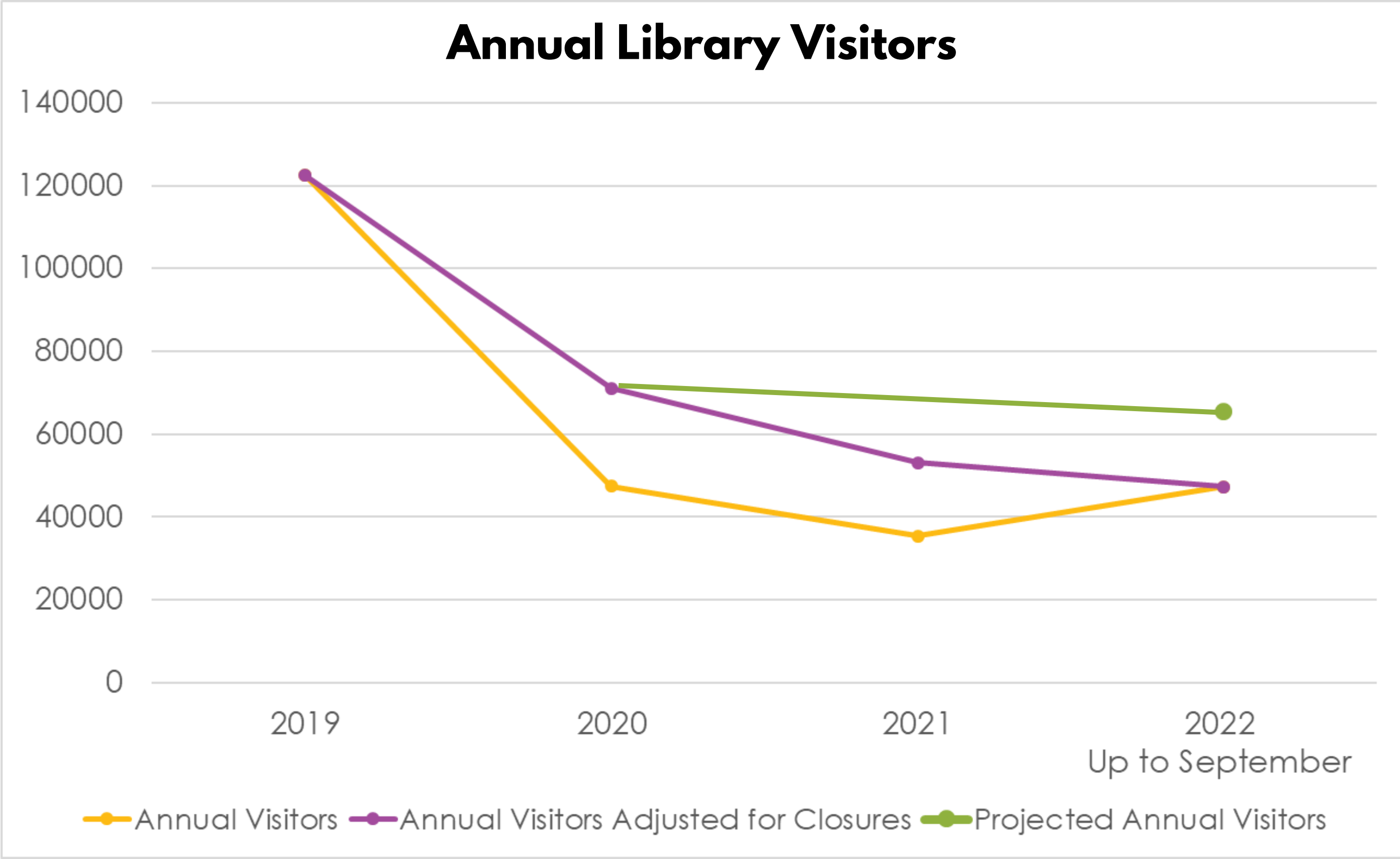
# Average Program Attendees in a Month



## Average Visit per Days Open



# Annual Library Visitors



**In 2019:**

We had 12 months of normal times  
**We had 3 programmers**  
**We had 3 programming rooms**  
 We offered in-house programming

**In 2020:**

We had 2.5 months of normal times  
**We had 3 programmers**  
**We had 3 programming rooms**  
 We offered take-home programs and two months of in-house  
 We offered curb-side service for months  
 Mask Mandate

**In 2021:**

We had no normal months  
**We had 2 programmers**  
**We had 2 programming rooms**  
 We offered take-home programs and 3 months of in-house  
 We offered curb-side service for months  
 Mask Mandate

**In 2022:**

We had no normal months  
**We had 2 programmers**  
**We had 2 programming rooms**  
 We offered in-house programming  
 Mask Mandate



**"Welcome to Canada!"**  
 an English Conversation Class for Beginners

Free for adults

Fun and friendly

Practice talking with others

Learn about life in Canada

Contact Leah to register  
[camrose@a4hc.ca](mailto:camrose@a4hc.ca) / (780) 226-6723

Thursdays 10 to 11:30 am (starting June 16th)  
 Camrose Public Library (lower level)  
 4710-50 Avenue

ACTION FOR HEALTHY COMMUNITIES

CAMROSE PUBLIC LIBRARY





**We feed 22.3 kids a day after-school.**  
**That's 670 kids since September**



Camrose  
Public  
Library



CAMROSE & DISTRICT  
CHAMBER OF COMMERCE

**I love your sense of humour.**  
**That's the first time I've**  
**laughed in days.**

-Patron talking to front desk staff





**Our beautiful Gran and Aunt were given more independence to explore the breathtaking Camrose trails by using the walking poles the Camrose Public Library has available!**  
**Thanx CPL**

-Danielle Harmor

**CPL introduced me to  
the best job and the  
best people, working  
the Book Bike is not  
only my favourite  
library memory but  
one of my favourite  
life experiences ♡**

-Sarah Bean



**Someone called from Olds and enquired about any programs or activities at the library or in town a certain day in May, so I did some searching and came up with multiple suggestions, restaurants, places of interest, activities and things they could borrow from us ie: frisbee golf and maps. She wrote back**

**"Thank you so much, you rock! WOW!"**

-Front desk staff

**The person I spoke to was so lovely and patient! Actually, everyone is always so lovely and patient. I just get a great feeling everytime I come in. You know, it's not just about the stuff you have, it's the people.**

-Happy Patron




# MIND MASTERS



In This Issue

Library Update

By Camrose Public Library Programming



**"She talks about the library when we're not here. Even when she's not prompted, the library is now an active memory"**

-Caregiver to a patron with dementia



**Back in 2012 I had the opportunity to partner with the library for Community Service Learning and helped plan that years Christmas party which was a great success. It solidified my love of libraries and librarianship. Now I'm a Librarian for a regional system and**

**I love what I do.**

-Christine Hutchinson

**"I really appreciate that you have books for people experiencing dementia that aren't just 'children's books' "**

-A different caregiver to a patron with dementia





**"The library staff are soo amazing. When we first came here, we were looking for baby books and the staff just completely switched gears and showed us all the amazing dementia-specific stuff. They are THE BEST!"**

-One more caregiver to a patron with dementia




**We enjoyed the  
Christmas parties at  
the library and  
other theme days.  
We spent many  
hours at the CPL  
when my kids were  
younger.**

-Sandra Carlson





**Speakers/Artists**




**Life Cycle**



**Dementia Services**



**Collection**



**Advocacy**



**Makerspace**




**Tech Education**



**Community Events**


**Services we have had to cut or reduce**




**3rd Programmer**




**Self Checkout**




**4th Summer Student**




**Broken Furniture**




**Restore Collection**



**HR Consultant**




**Fax Machine**




**Cost of Living Adjustment**

# Services we will restore or add

**Bare minimum best practice\* requires 12.58 FTE, 2 of which have their MLIS**



**Camrose has 10.77 FTE, 1 one of which has their MLIS**



\*The Best Practices for Public Libraries in Alberta are determined by the Alberta Government.

<https://open.alberta.ca/publications/9780778592891-2018>

# Per Capita Spending

According to the Public Library Service Branch:

In 2018\*

- Wetaskiwin spent \$95.97 per capita
- City of Camrose spent \$34.20 per capita
- The provincial average was \$27.93 per capita

In 2022, the City of Camrose spent  
**\$28.13 per capita**

\*2018 is the most recent year of provincial information

Local Appropriations Received by Municipal Library Boards  
2018 Top Thirty

Board	Population	TTL Local Appropriation	Local Approp/capita
Lougheed	256	\$32,067	\$125.26
Strathcona County	98381	\$9,461,866	\$96.18
Wetaskiwin	12655	\$1,214,548	\$95.97
Swan Hills	1301	\$99,777	\$76.69
Beaverlodge	2465	\$187,346	\$76.00
Tofield	2081	\$148,558	\$71.39
Glenwood	316	\$22,168	\$70.15
Devon	6578	\$454,499	\$69.09
High Prairie	2564	\$170,898	\$66.65
Yellowhead County	10995	\$724,040	\$65.85
Lethbridge	99769	\$6,521,130	\$65.36
St. Albert	66082	\$4,258,300	\$64.44
Coutts	245	\$15,500	\$63.27
Amisk	204	\$12,904	\$63.25
Cardston	3909	\$246,873	\$63.15
Sexsmith	2620	\$163,618	\$62.45
Valleyview	1863	\$110,872	\$59.51
Opportunity No. 17, M.D. of	3181	\$187,791	\$59.04
Hinton	9882	\$579,333	\$58.63
Lac La Biche County	9531	\$549,094	\$57.61
Seba Beach	169	\$9,500	\$56.21
Canmore	13992	\$784,122	\$56.04
Manning	1183	\$65,952	\$55.75
Vegreville	5708	\$316,310	\$55.42
Fox Creek	1971	\$107,355	\$54.47
Vermilion	4150	\$224,854	\$54.18
Holden	350	\$18,913	\$54.04
Forestburg	875	\$47,079	\$53.80
Penhold	3277	\$172,892	\$52.76
Jasper, Municipality of	4590	\$240,789	\$52.46
<b>Average</b>			<b>\$65.84</b>
<b>Provincial per capita</b>			<b>\$42.48</b>

<https://www.alberta.ca/public-library-statistics.aspx#jumplinks-3>

## **In a year where:**


- **We had 33% fewer programmers**
- **AHS restrictions prevented programs**
- **AHS restrictions prevented events**
- **Our program budget cut 54%**
- **Our collection budget cut 30%**

**We still turned out a**


**\$4.65**

**ROI**

# Municipal Sustainability Pillars



**Environment,  
Land  
& Infrastructure**



**Social  
Wellness**



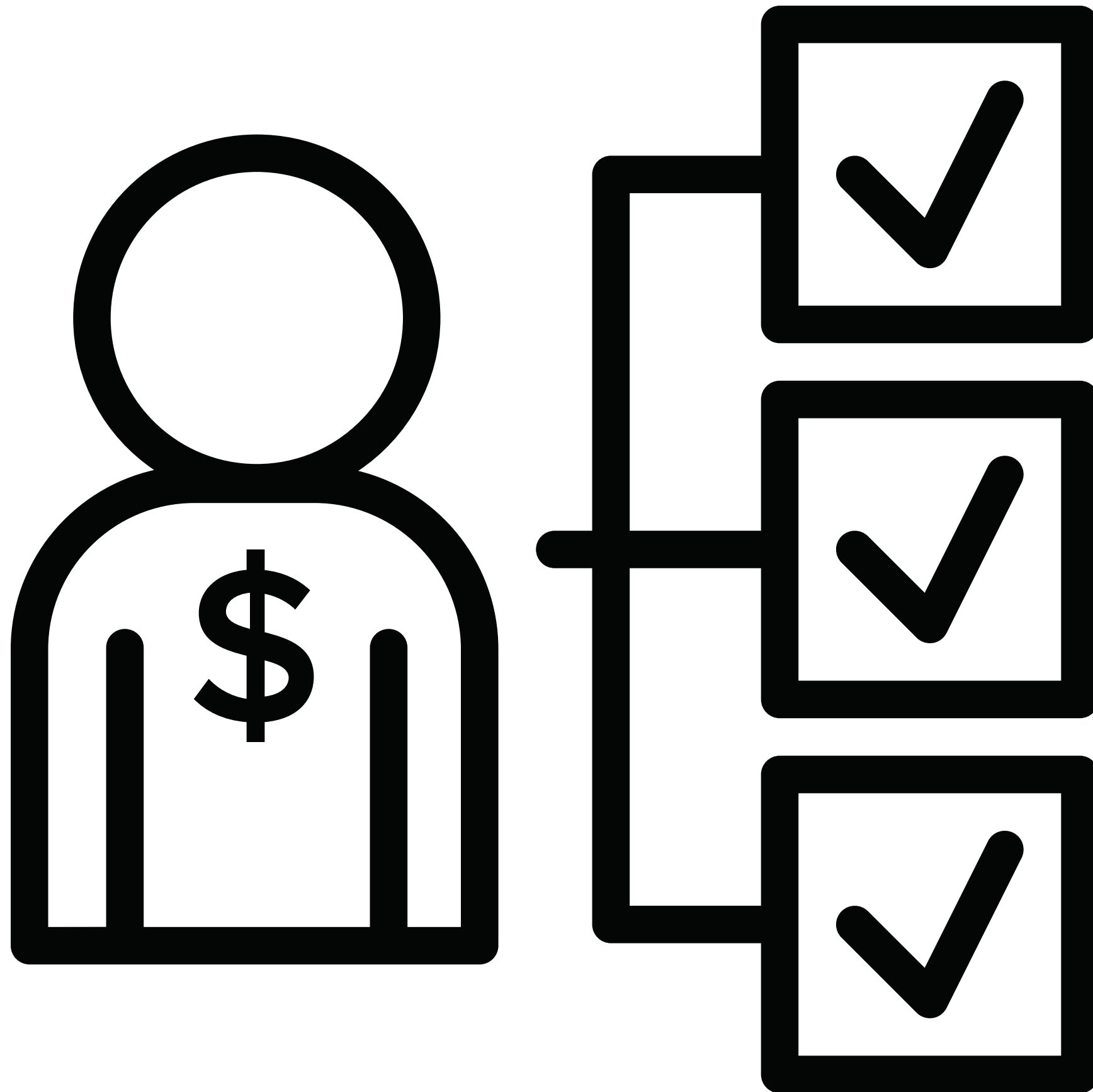
**Culture &  
Recreation**



**Governance  
& Organizational  
Excellence**



**Community  
Economic  
Development**



# Fiscal Responsibility

**HR review of personnel policy  
& employee agreements**

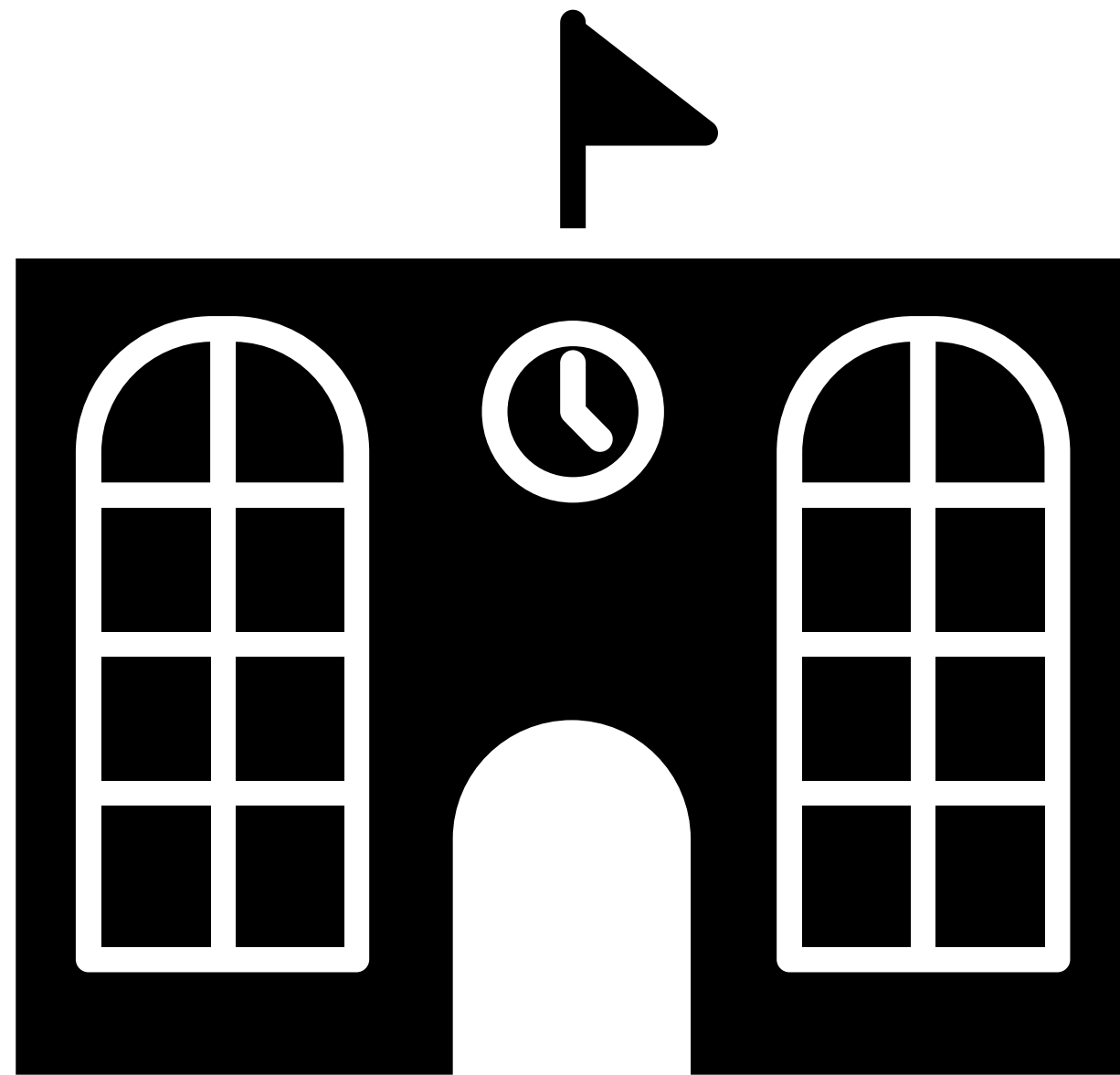
**New Software to reduce  
expensive admin hours**

**Self-Checkout to increase value  
of staff interactions**

**Outsource janitorial services**



# Facility Opportunities



# Our 2023/2024 Financial Ask

**\$664,060.00**

**2023**

**\$700,688.00**

**2024**

**This provides you with \$6,346,078.20 in value**

**I cannot explain how much the library is an essential part of my life. My kids come here after school, there is space for reading, playing and studying.**

**The library is so much more than a building - it is a place of community, where everyone is welcome.**

-Patron



**Alyssa Martin (She/Her)**

**MLIS, BFA**

**Director, Camrose Public Library**

**p. 780.672.4214 e. [amartin@prl.ab.ca](mailto:amartin@prl.ab.ca)**

**fb. Camrose Library t. [camrosetlibrary](https://www.facebook.com/camrosetlibrary) in. [camrosebookbike](https://www.instagram.com/camrosebookbike)**

**We wish to acknowledge that Camrose Public Library is located on Treaty 6 territory and the homeland of the Metis.**

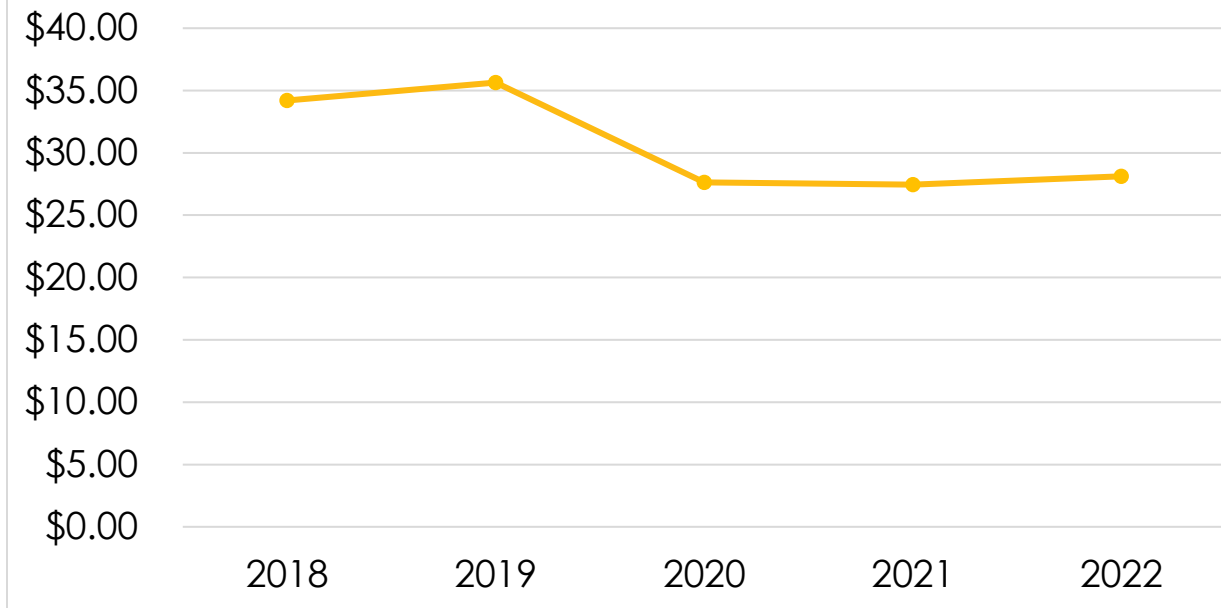
# CAMROSE PUBLIC LIBRARY

**2023/2024 Budget Presentation**

**City Council**

Graphs and statistics explained

## City of Camrose Per Capita Spending - Alberta Regional Dashboard

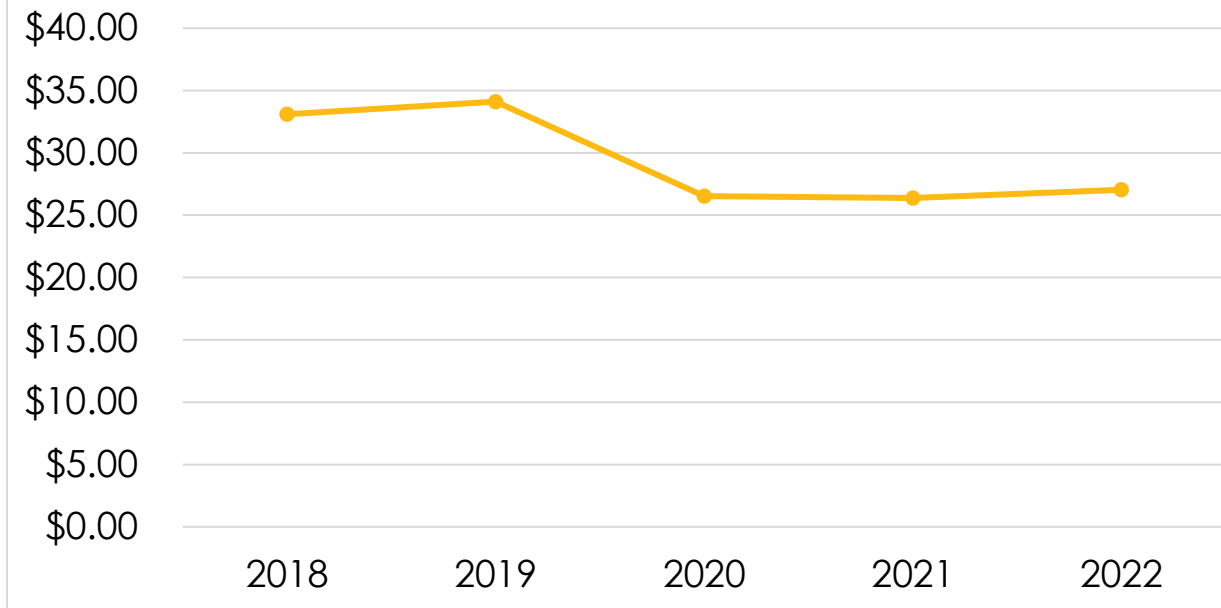


	Population (Alberta Regional Dashboard)	City Contribution (no rent)	Spending Per Capita (no rent)	City Contribution with Rent	Spending Per Capita (with rent)
2018	19374	641,022.53	\$33.09	\$691,818.53	\$35.71
2019	19580	667,921.00	\$34.11	\$745,717.00	\$38.09
2020	19525	518,00.00	\$26.53	\$595,796.00	\$30.51
2021	19532	515,205.48	\$26.38	\$593,001.48	\$30.36
2022	19532*	528,087.00	\$27.04	\$605,883.00	\$31.02

There are two sources to track population, the Federal Census and the Alberta Regional Dashboard. Initially I used a combination of the two, to get a year by year comparison, but upon further reflection I will only be using the Federal Census.

There are also two ways to track City contributions, and that is with rent, or without rent. I will be using the without rent option for best comparison, as our 2018 budget did not include rent.


## City of Camrose Per Capita Spending - Federal Census




	Population (Federal Census)	City Contribution (no rent)	Spending Per Capita (no rent)	City Contribution with Rent	Spending Per Capita (with rent)
2018	18,742	\$641,022.53	\$34.20	\$691,818.53	\$36.91
2019	18,742	\$667,921.00	\$35.64	\$745,717.00	\$39.79
2020	18,742	\$518,000.00	\$27.64	\$595,796.00	\$31.79
2021	18,772	\$515,205.48	\$27.45	\$593,001.48	\$31.59
2022	18,772	\$528,087.00	\$28.13	\$605,883.00	\$32.28

The Public Library Service Branch uses the City contribution without rent, and uses the federal census to track the population. As such, I will be using the same parameters for a more direct comparison to their 2018 provincial funding.

**Bare minimum best practice\* requires 12.58 FTE, 2 of which have their MLIS**



**Camrose has 10.77 FTE, 1 one of which has their MLIS**



\*The Best Practices for Public Libraries in Alberta are determined by the Alberta Government.  
<https://open.alberta.ca/publications/9780778592891-2018>

These calculations were made using a population of 25,150. This is the 2021 federal census City population, plus 75% of the 2021 federal census County population.



# Per Capita Spending

According to the Public Library Service Branch:

In 2018\*

- Wetaskiwin spent \$95.97 per capita
- City of Camrose spent \$34.20 per capita
- The provincial average was \$27.93 per capita

In 2022, the City of Camrose spent  
**\$28.13 per capita**

\*2018 is the most recent year of provincial information

Local Appropriations Received by Municipal Library Boards  
 2018 Top Thirty

Board	Population	TTL Local Appropriation	Local Approp/capita
Lougheed	256	\$32,067	\$125.26
Strathcona County	98381	\$9,461,866	\$96.18
Wetaskiwin	12655	\$1,214,548	\$95.97
Swan Hills	1301	\$99,777	\$76.69
Beaverlodge	2465	\$187,346	\$76.00
Tofield	2081	\$148,558	\$71.39
Glenwood	316	\$22,168	\$70.15
Devon	6578	\$454,499	\$69.09
High Prairie	2564	\$170,898	\$66.65
Yellowhead County	10995	\$724,040	\$65.85
Lethbridge	99769	\$6,521,130	\$65.36
St. Albert	66082	\$4,258,300	\$64.44
Coquit	245	\$15,500	\$63.27
Amisk	204	\$12,904	\$63.25
Cardston	3909	\$246,873	\$63.15
Sexsmith	2620	\$163,618	\$62.45
Valleyview	1863	\$110,872	\$59.51
Opportunity No. 17, M.D. of	3181	\$187,791	\$59.04
Hinton	9882	\$579,333	\$58.63
Lac La Biche County	9531	\$549,094	\$57.61
Seba Beach	169	\$9,500	\$56.21
Camrose	13992	\$784,122	\$56.04
Manning	1183	\$65,952	\$55.75
Vegeville	5708	\$316,310	\$55.42
Fox Creek	1971	\$107,355	\$54.47
Vermilion	4150	\$224,854	\$54.18
Holden	350	\$18,913	\$54.04
Forestburg	875	\$47,079	\$53.80
Penhold	3277	\$172,892	\$52.76
Jasper, Municipality of	4590	\$240,789	\$52.46
<b>Average</b>			<b>\$65.84</b>
<b>Provincial per capita</b>			<b>\$42.48</b>

<https://www.alberta.ca/public-library-statistics.aspx#jumplinks-3>

The 2022 City of Camrose per capita funding amount was calculated using the 2021 federal census population, and the City's contribution excluding the value of rent. This was done to provide a direct comparison to the 2018 PLSB statistics regarding the provincial funding average and our 2018 per capita funding amount that does not include the value of rent.

See the ma-2018-local-appropriation-spreadsheet for a province wide comparison.

See the ma-public-library-statistics-2018-top-thirty (Local Appropriations Received by Municipal Library Boards 2018 Top Thirty) for the best funders and their populations.

## In a year where:

- We had 33% fewer programmers
- AHS restrictions prevented programs
- AHS restrictions prevented events
- Our program budget cut 54%
- Our collection budget cut 30%

## We still turned out a

**\$4.65**

**ROI**

28

See ROI calculator for details.

## Our 2023/2024 Financial Ask

**\$664,060.00**

2023

**\$700,688.00**

2024

**This provides you with \$6,346,078.20 in value**

32

Uses our 2022 ROI to calculate value.

## Local Appropriations Received by Municipal Library Boards 2018 Top Thirty

Board	Population	TTL Local Appropriation	Local Approp/capita
Lougheed	256	\$32,067	\$125.26
Strathcona County	98381	\$9,461,866	\$96.18
Wetaskiwin	12655	\$1,214,548	\$95.97
Swan Hills	1301	\$99,777	\$76.69
Beaverlodge	2465	\$187,346	\$76.00
Tofield	2081	\$148,558	\$71.39
Glenwood	316	\$22,168	\$70.15
Devon	6578	\$454,499	\$69.09
High Prairie	2564	\$170,898	\$66.65
Yellowhead County	10995	\$724,040	\$65.85
Lethbridge	99769	\$6,521,130	\$65.36
St. Albert	66082	\$4,258,300	\$64.44
Coutts	245	\$15,500	\$63.27
Amisk	204	\$12,904	\$63.25
Cardston	3909	\$246,873	\$63.15
Sexsmith	2620	\$163,618	\$62.45
Valleyview	1863	\$110,872	\$59.51
Opportunity No. 17, M.D. of	3181	\$187,791	\$59.04
Hinton	9882	\$579,333	\$58.63
Lac La Biche County	9531	\$549,094	\$57.61
Seba Beach	169	\$9,500	\$56.21
Canmore	13992	\$784,122	\$56.04
Manning	1183	\$65,952	\$55.75
Vegreville	5708	\$316,310	\$55.42
Fox Creek	1971	\$107,355	\$54.47
Vermilion	4150	\$224,854	\$54.18
Holden	350	\$18,913	\$54.04
Forestburg	875	\$47,079	\$53.80
Penhold	3277	\$172,892	\$52.76
Jasper, Municipality of	4590	\$240,789	\$52.46
<b>Average</b>			<b>\$65.84</b>
<b>Provincial per capita</b>			<b>\$42.48</b>



# Public Library Funding 2018

## Local Appropriation to Municipal and Intermunicipal Library Boards

Board	2018 Population	System	Population range	Local Appropriation	Local Appropriation per capita	Direct Payments	Total Local Appropriation	Total Local Appropriation per capita
Acadia M.D. No. 34	493	MLS	0-600	\$ 6,003	\$ 12.18	\$ -	\$ 6,003	\$12.18
Acme	653	MLS	601-1,200	\$ 2,939	\$ 4.50	\$ -	\$ 2,939	\$4.50
Airdrie	68091	MLS	50,001-200,000	\$ 1,773,060	\$ 26.04	\$ -	\$ 1,773,060	\$26.04
Alberta Beach	1018	YRL	601-1,200	\$ 10,500	\$ 10.31	\$ 670	\$ 11,170	\$10.97
Alix	734	PRL	601-1,200	\$ 5,798	\$ 7.90	\$ 7,556	\$ 13,354	\$18.19
Alliance	154	PRL	0-600	\$ 308	\$ 2.00	\$ -	\$ 308	\$2.00
Amisk	204	PRL	0-600	\$ 12,904	\$ 63.25	\$ -	\$ 12,904	\$63.25
Andrew	425	NLLS	0-600	\$ 758	\$ 1.78	\$ -	\$ 758	\$1.78
Arrowwood	207	CARLS	0-600	\$ 609	\$ 2.94	\$ -	\$ 609	\$2.94
Athabasca	2965	NLLS	1,201-3,000	\$ 70,265	\$ 23.70	\$ -	\$ 70,265	\$23.70
Athabasca County	7869	NLLS	5,001-10,000	\$ 164,004	\$ 20.84	\$ -	\$ 164,004	\$20.84
Banff	8875	MLS	5,001-10,000	\$ 413,741	\$ 46.62	\$ -	\$ 413,741	\$46.62
Barnwell	947	CARLS	601-1,200	\$ 12,000	\$ 12.67	\$ -	\$ 12,000	\$12.67
Barrhead/Barrhead County	10867	YRL	10,001-50,000	\$ 80,316	\$ 7.39	\$ -	\$ 80,316	\$7.39
Bashaw	830	PRL	601-1,200	\$ 8,500	\$ 10.24	\$ -	\$ 8,500	\$10.24
Bassano	1206	SLS	1,201-3,000	\$ 6,006	\$ 4.98	\$ 1,884	\$ 7,890	\$6.54
Bawlf	422	PRL	0-600	\$ 6,827	\$ 16.18	\$ 748	\$ 7,574	\$17.95
Beaumont	18829	YRL	10,001-50,000	\$ 449,495	\$ 23.87	\$ -	\$ 449,495	\$23.87
Beaverlodge	2465	PLS	1,201-3,000	\$ -	\$ -	\$ 187,346	\$ 187,346	\$76.00
Beiseker	819	MLS	601-1,200	\$ 11,347	\$ 13.85	\$ 15,107	\$ 26,454	\$32.30
Bentley	1078	PRL	601-1,200	\$ 19,465	\$ 18.06	\$ 4,923	\$ 24,388	\$22.62
Berwyn	538	PLS	0-600	\$ 12,000	\$ 22.30	\$ -	\$ 12,000	\$22.30
Big Lakes, M.D. of	4103	PLS	3,001-5,000	\$ 23,094	\$ 5.63	\$ -	\$ 23,094	\$5.63
Big Valley	349	PRL	0-600	\$ 1,800	\$ 5.16	\$ 2,052	\$ 3,852	\$11.04
Birch Hills County	1553	PLS	1,201-3,000	\$ 16,508	\$ 10.63	\$ 457	\$ 16,965	\$10.92
Blackfalds	10125	PRL	10,001-50,000	\$ 290,900	\$ 28.73	\$ 11,716	\$ 302,616	\$29.89
Bon Accord	1529	NLLS	1,201-3,000	\$ 41,201	\$ 26.95	\$ -	\$ 41,201	\$26.95
Bonnyville	6422	NLLS	5,001-10,000	\$ 128,203	\$ 19.96	\$ -	\$ 128,203	\$19.96
Bow Island	2043	SLS	1,201-3,000	\$ 55,000	\$ 26.92	\$ 14,541	\$ 69,541	\$34.04
Bowden	1240	PRL	1,201-3,000	\$ 5,585	\$ 4.50	\$ 8,737	\$ 14,321	\$11.55

# Public Library Funding 2018

## Local Appropriation to Municipal and Intermunicipal Library Boards

Board	2018 Population	System	Population range	Local Appropriation	Local Appropriation per capita	Direct Payments	Total Local Appropriation	Total Local Appropriation per capita
Boyle	925	NLLS	601-1,200	\$ 27,540	\$ 29.77	\$ 6,862	\$ 34,402	\$37.19
Breton	574	YRL	0-600	\$ 18,607	\$ 32.42	\$ -	\$ 18,607	\$32.42
Brooks	14451	SLS	10,001-50,000	\$ 292,660	\$ 20.25	\$ -	\$ 292,660	\$20.25
Bruderheim	1395	NLLS	1,201-3,000	\$ 12,880	\$ 9.23	\$ 3,197	\$ 16,077	\$11.52
Calgary	1267344		200,000+	\$ 51,935,413	\$ 40.98	\$ -	\$ 51,935,413	\$40.98
Calmar	2228	YRL	1,201-3,000	\$ 110,524	\$ 49.61	\$ 4,764	\$ 115,287	\$51.74
Camrose	18742	PRL	10,001-50,000	\$ 641,023	\$ 34.20	\$ -	\$ 641,023	\$34.20
Canmore	13992	MLS	10,001-50,000	\$ 784,122	\$ 56.04	\$ -	\$ 784,122	\$56.04
Carbon	500	MLS	0-600	\$ 8,000	\$ 16.00	\$ -	\$ 8,000	\$16.00
Cardston	3909	CARLS	3,001-5,000	\$ 176,431	\$ 45.13	\$ 70,442	\$ 246,873	\$63.15
Carmangay	250	CARLS	0-600	\$ 973	\$ 3.89	\$ 1,909	\$ 2,882	\$11.53
Caroline	512	PRL	0-600	\$ -	\$ -	\$ 10,327	\$ 10,327	\$20.17
Carstairs	4077	PRL	3,001-5,000	\$ 146,720	\$ 35.99	\$ 20,295	\$ 167,015	\$40.97
Castor	929	PRL	601-1,200	\$ 5,000	\$ 5.38	\$ 7,025	\$ 12,025	\$12.94
Cereal	111	MLS	0-600	\$ 320	\$ 2.88	\$ -	\$ 320	\$2.88
Champion	317	CARLS	0-600	\$ 2,600	\$ 8.20	\$ -	\$ 2,600	\$8.20
Chauvin	345	NLLS	0-600	\$ 1,749	\$ 5.07	\$ -	\$ 1,749	\$5.07
Chestermere	20732	MLS	10,001-50,000	\$ 343,493	\$ 16.57	\$ -	\$ 343,493	\$16.57
Claresholm	3780	CARLS	3,001-5,000	\$ 180,000	\$ 47.62	\$ 7,144	\$ 187,144	\$49.51
Clive	715	PRL	601-1,200	\$ 5,164	\$ 7.22	\$ -	\$ 5,164	\$7.22
Coaldale	8215	CARLS	5,001-10,000	\$ 171,203	\$ 20.84	\$ -	\$ 171,203	\$20.84
Cochrane	27960	MLS	10,001-50,000	\$ 598,416	\$ 21.40	\$ -	\$ 598,416	\$21.40
Cold Lake	14961	NLLS	10,001-50,000	\$ 430,694	\$ 28.79	\$ 37,577	\$ 468,271	\$31.30
Consort	729	MLS	601-1,200	\$ 6,518	\$ 8.94	\$ -	\$ 6,518	\$8.94
Coronation	940	PRL	601-1,200	\$ 14,000	\$ 14.89	\$ 220	\$ 14,220	\$15.13
Coutts	245	CARLS	0-600	\$ 800	\$ 3.27	\$ 14,700	\$ 15,500	\$63.27
Cremona	444	PRL	0-600	\$ 2,500	\$ 5.63	\$ 2,039	\$ 4,539	\$10.22
Crossfield	3308	MLS	3,001-5,000	\$ 81,487	\$ 24.63	\$ -	\$ 81,487	\$24.63
Crowsnest Pass, Municipality of	5589	CARLS	5,001-10,000	\$ 125,200	\$ 22.40	\$ 10,074	\$ 135,274	\$24.20
Cypress County	7662	SLS	5,001-10,000	\$ 30,648	\$ 4.00	\$ -	\$ 30,648	\$4.00

# Public Library Funding 2018

## Local Appropriation to Municipal and Intermunicipal Library Boards

Board	2018 Population	System	Population range	Local Appropriation	Local Appropriation per capita	Direct Payments	Total Local Appropriation	Total Local Appropriation per capita
Czar	202	PRL	0-600	\$ -	\$ -	\$ 6,157	\$ 6,157	\$30.48
Daysland	824	PRL	601-1,200	\$ 4,120	\$ 5.00	\$ 7,539	\$ 11,659	\$14.15
Delburne	892	PRL	601-1,200	\$ 1,784	\$ 2.00	\$ -	\$ 1,784	\$2.00
Delia	216	MLS	0-600	\$ 1,512	\$ 7.00	\$ -	\$ 1,512	\$7.00
Devon	6578	YRL	5,001-10,000	\$ 454,499	\$ 69.09	\$ -	\$ 454,499	\$69.09
Didsbury	5268	PRL	5,001-10,000	\$ 248,700	\$ 47.21	\$ 1,748	\$ 250,448	\$47.54
Donalda	219	PRL	0-600	\$ 6,500	\$ 29.68	\$ -	\$ 6,500	\$29.68
Drayton Valley	7235	YRL	5,001-10,000	\$ 328,758	\$ 45.44	\$ -	\$ 328,758	\$45.44
Drumheller	7982	MLS	5,001-10,000	\$ 177,075	\$ 22.18	\$ -	\$ 177,075	\$22.18
Duchess	1085	SLS	601-1,200	\$ 8,116	\$ 7.48	\$ -	\$ 8,116	\$7.48
Eckville	1163	PRL	601-1,200	\$ 43,272	\$ 37.21	\$ 1,770	\$ 45,042	\$38.73
Edberg	151	PRL	0-600	\$ 1,885	\$ 12.48	\$ -	\$ 1,885	\$12.48
Edgerton	425	NLLS	0-600	\$ 8,500	\$ 20.00	\$ -	\$ 8,500	\$20.00
Edmonton	932546		200,000+	\$ 48,019,934	\$ 51.49	\$ -	\$ 48,019,934	\$51.49
Edson	8414	YRL	5,001-10,000	\$ 330,586	\$ 39.29	\$ -	\$ 330,586	\$39.29
Elk Point	1452	NLLS	1,201-3,000	\$ 9,100	\$ 6.27	\$ 30,945	\$ 40,045	\$27.58
Elnora	298	PRL	0-600	\$ 4,000	\$ 13.42	\$ 5,592	\$ 9,592	\$32.19
Empress	155	MLS	0-600	\$ 1,000	\$ 6.45	\$ 2,706	\$ 3,706	\$23.91
Fairview/Fairview M.D.	4602	PLS	3,001-5,000	\$ 99,869	\$ 21.70	\$ 32,232	\$ 132,101	\$28.71
Falher	1389	PLS	1,201-3,000	\$ 14,813	\$ 10.66	\$ 991	\$ 15,804	\$11.38
Foremost	541	SLS	0-600	\$ 2,694	\$ 4.98	\$ -	\$ 2,694	\$4.98
Forestburg	875	PRL	601-1,200	\$ 24,600	\$ 28.11	\$ 22,479	\$ 47,079	\$53.80
Fort Macleod	2967	CARLS	1,201-3,000	\$ 6,867	\$ 2.31	\$ 126,722	\$ 133,589	\$45.03
Fort Saskatchewan	26328		10,001-50,000	\$ 1,190,582	\$ 45.22	\$ -	\$ 1,190,582	\$45.22
Fox Creek	1971	PLS	1,201-3,000	\$ 107,355	\$ 54.47	\$ -	\$ 107,355	\$54.47
Gibbons	3159	NLLS	3,001-5,000	\$ 64,333	\$ 20.36	\$ 20,027	\$ 84,360	\$26.70
Glenwood	316	CARLS	0-600	\$ 18,000	\$ 56.96	\$ 4,168	\$ 22,168	\$70.15
Grande Cache	3571	YRL	3,001-5,000	\$ 92,000	n.d.	\$ -	\$ 92,000	n.d.
Grande Prairie	69088	PLS	50,001-200,000	\$ 1,621,717	\$ 23.47	\$ -	\$ 1,621,717	\$23.47
Grande Prairie No. 1, County of	22502	PLS	10,001-50,000	\$ 680,393	\$ 30.24	\$ -	\$ 680,393	\$30.24

# Public Library Funding 2018

## Local Appropriation to Municipal and Intermunicipal Library Boards

Board	2018 Population	System	Population range	Local Appropriation	Local Appropriation per capita	Direct Payments	Total Local Appropriation	Total Local Appropriation per capita
Granum	406	CARLS	0-600	\$ 6,100	\$ 15.02	\$ -	\$ 6,100	\$15.02
Grimshaw	2718	PLS	1,201-3,000	\$ 85,596	\$ 31.49	\$ 10,169	\$ 95,765	\$35.23
Hanna	2559	MLS	1,201-3,000	\$ 67,380	\$ 26.33	\$ -	\$ 67,380	\$26.33
Hardisty	554	PRL	0-600	\$ 6,370	\$ 11.50	\$ -	\$ 6,370	\$11.50
Hay Lakes	495	PRL	0-600	\$ 7,500	\$ 15.15	\$ -	\$ 7,500	\$15.15
Heisler	160	PRL	0-600	\$ 2,600	\$ 16.25	\$ -	\$ 2,600	\$16.25
High Level	3992	PLS	3,001-5,000	\$ 127,000	\$ 31.81	\$ -	\$ 127,000	\$31.81
High Prairie	2564	PLS	1,201-3,000	\$ 166,173	\$ 64.81	\$ 4,725	\$ 170,898	\$66.65
High River	13584	MLS	10,001-50,000	\$ 346,200	\$ 25.49	\$ -	\$ 346,200	\$25.49
Hines Creek	346	PLS	0-600	\$ 2,500	\$ 7.23	\$ 1,431	\$ 3,931	\$11.36
Hinton	9882	YRL	5,001-10,000	\$ 475,000	\$ 48.07	\$ 104,333	\$ 579,333	\$58.63
Holden	350	NLLS	0-600	\$ 12,510	\$ 35.74	\$ 6,403	\$ 18,913	\$54.04
Hughenden	243	PRL	0-600	\$ 6,250	\$ 25.72	\$ -	\$ 6,250	\$25.72
Hussar	190	MLS	0-600	\$ 500	\$ 2.63	\$ -	\$ 500	\$2.63
Hythe	827	PLS	601-1,200	\$ 8,000	\$ 9.67	\$ -	\$ 8,000	\$9.67
Innisfail	7847	PRL	5,001-10,000	\$ 130,000	\$ 16.57	\$ 46,100	\$ 176,100	\$22.44
Innisfree	223	NLLS	0-600	\$ -	\$ -	\$ -	\$ -	\$0.00
Irma	521	NLLS	0-600	\$ 1,110	\$ 2.13	\$ -	\$ 1,110	\$2.13
Irricana	1216	MLS	1,201-3,000	\$ 25,564	\$ 21.02	\$ -	\$ 25,564	\$21.02
Jasper, Municipality of	4590	YRL	3,001-5,000	\$ 180,771	\$ 39.38	\$ 60,018	\$ 240,789	\$52.46
Killam	989	PRL	601-1,200	\$ 13,000	\$ 13.14	\$ -	\$ 13,000	\$13.14
Kitscoty	976	NLLS	601-1,200	\$ 2,304	\$ 2.36	\$ -	\$ 2,304	\$2.36
Lac La Biche County	9531	NLLS	5,001-10,000	\$ 537,549	\$ 56.40	\$ 11,545	\$ 549,094	\$57.61
Lac Ste Anne County	10899	YRL	10,001-50,000	\$ 144,997	\$ 13.30	\$ -	\$ 144,997	\$13.30
Lacombe	13057	PRL	10,001-50,000	\$ 319,560	\$ 24.47	\$ -	\$ 319,560	\$24.47
Lamont	1774	NLLS	1,201-3,000	\$ 6,157	\$ 3.47	\$ -	\$ 6,157	\$3.47
Lamont County	3899	NLLS	3,001-5,000	\$ 16,000	\$ 4.10	\$ -	\$ 16,000	\$4.10
Leduc	32448	YRL	10,001-50,000	\$ 831,516	\$ 25.63	\$ -	\$ 831,516	\$25.63
Leduc County	13780	YRL	10,001-50,000	\$ 44,640	\$ 3.24	\$ -	\$ 44,640	\$3.24
Lethbridge	99769	CARLS	50,001-200,000	\$ 6,521,130	\$ 65.36	\$ -	\$ 6,521,130	\$65.36

## Public Library Funding 2018

### Local Appropriation to Municipal and Intermunicipal Library Boards

Board	2018 Population	System	Population range	Local Appropriation	Local Appropriation per capita	Direct Payments	Total Local Appropriation	Total Local Appropriation per capita
Linden	828	MLS	601-1,200	\$ 6,000	\$ 7.25	\$ -	\$ 6,000	\$ 7.25
Lloydminster*	19645		10,001-50,000	\$ 708,164	\$ 36.05	\$ -	\$ 708,164	\$ 36.05
Lomond	166	CARLS	0-600	\$ 1,817	\$ 10.95	\$ -	\$ 1,817	\$ 10.95
Longview	307	MLS	0-600	\$ 2,000	\$ 6.51	\$ 2,248	\$ 4,248	\$ 13.84
Lougheed	256	PRL	0-600	\$ 2,000	\$ 7.81	\$ 30,067	\$ 32,067	\$ 125.26
Mackenzie County	12512		10,001-50,000	\$ -	\$ -	\$ -	\$ -	\$ 0.00
Magrath	2435	CARLS	1,201-3,000	\$ 42,649	\$ 17.52	\$ 23,411	\$ 66,060	\$ 27.13
Manning	1183	PLS	601-1,200	\$ 65,952	\$ 55.75	\$ -	\$ 65,952	\$ 55.75
Mannville	828	NLLS	601-1,200	\$ 12,420	\$ 15.00	\$ 1,167	\$ 13,587	\$ 16.41
Marwayne	606	NLLS	601-1,200	\$ 1,391	\$ 2.30	\$ -	\$ 1,391	\$ 2.30
Mayerthorpe	1320	YRL	1,201-3,000	\$ 21,389	\$ 16.20	\$ 8,960	\$ 30,349	\$ 22.99
McLennan	791	PLS	601-1,200	\$ -	\$ -	\$ 34,189	\$ 34,189	\$ 43.22
Medicine Hat	63260	SLS	50,001-200,000	\$ 2,348,434	\$ 37.12	\$ -	\$ 2,348,434	\$ 37.12
Milk River	827	CARLS	601-1,200	\$ 7,000	\$ 8.46	\$ -	\$ 7,000	\$ 8.46
Millet	1945	YRL	1,201-3,000	\$ 34,682	\$ 17.83	\$ 4,624	\$ 39,306	\$ 20.21
Milo	91	CARLS	0-600	\$ 3,000	\$ 32.97	\$ -	\$ 3,000	\$ 32.97
Morinville	9893	NLLS	5,001-10,000	\$ 508,753	\$ 51.43	\$ 9,663	\$ 518,416	\$ 52.40
Morrin	240	MLS	0-600	\$ 500	\$ 2.08	\$ 4,358	\$ 4,858	\$ 20.24
Mundare	852	NLLS	601-1,200	\$ 5,258	\$ 6.17	\$ -	\$ 5,258	\$ 6.17
Nampa	364	PLS	0-600	\$ 11,500	\$ 31.59	\$ -	\$ 11,500	\$ 31.59
Nanton	2181	CARLS	1,201-3,000	\$ 43,190	\$ 19.80	\$ 21,444	\$ 64,634	\$ 29.63
Newell, County of	7524	SLS	5,001-10,000	\$ 84,660	\$ 11.25	\$ -	\$ 84,660	\$ 11.25
Okotoks	29002	MLS	10,001-50,000	\$ 643,496	\$ 22.19	\$ -	\$ 643,496	\$ 22.19
Olds	9184	PRL	5,001-10,000	\$ 334,000	\$ 36.37	\$ 13,203	\$ 347,203	\$ 37.81
Onoway	1029	YRL	601-1,200	\$ 5,000	\$ 4.86	\$ -	\$ 5,000	\$ 4.86
Opportunity No. 17, M.D. of	3181	PLS	3,001-5,000	\$ 19,830	\$ 6.23	\$ 167,961	\$ 187,791	\$ 59.04
Oyen	1022	MLS	601-1,200	\$ 6,539	\$ 6.40	\$ 200	\$ 6,739	\$ 6.59
Paradise Valley	179	NLLS	0-600	\$ 908	\$ 5.07	\$ -	\$ 908	\$ 5.07
Parkland County	32097	YRL	10,001-50,000	\$ 665,308	\$ 20.73	\$ -	\$ 665,308	\$ 20.73
Peace No. 135, M.D. of	1747	PLS	1,201-3,000	\$ 11,356	\$ 6.50	\$ -	\$ 11,356	\$ 6.50



## Public Library Funding 2018

### Local Appropriation to Municipal and Intermunicipal Library Boards

Board	2018 Population	System	Population range	Local Appropriation	Local Appropriation per capita	Direct Payments	Total Local Appropriation	Total Local Appropriation per capita
Peace River	6842	PLS	5,001-10,000	\$ 343,300	\$ 50.18	\$ -	\$ 343,300	\$50.18
Penhold	3277	PRL	3,001-5,000	\$ 139,351	\$ 42.52	\$ 33,541	\$ 172,892	\$52.76
Picture Butte	1810	CARLS	1,201-3,000	\$ 20,000	\$ 11.05	\$ 11,674	\$ 31,674	\$17.50
Pincher Creek and District	6816	CARLS	5,001-10,000	\$ 213,592	\$ 31.34	\$ -	\$ 213,592	\$31.34
Ponoka	7229	PRL	5,001-10,000	\$ 96,660	\$ 13.37	\$ -	\$ 96,660	\$13.37
Provost	1998	PRL	1,201-3,000	\$ 55,000	\$ 27.53	\$ 4,884	\$ 59,884	\$29.97
Provost No. 52, M.D. of	2205	PRL	1,201-3,000	\$ 45,423	\$ 20.60	\$ -	\$ 45,423	\$20.60
Rainbow Lake	795	PLS	601-1,200	\$ -	\$ -	\$ 22,514	\$ 22,514	\$28.32
Raymond	4252	CARLS	3,001-5,000	\$ 163,628	\$ 38.48	\$ -	\$ 163,628	\$38.48
Red Deer	100418		50,001-200,000	\$ 4,149,313	\$ 41.32	\$ -	\$ 4,149,313	\$41.32
Redcliff	5600	SLS	5,001-10,000	\$ 174,892	\$ 31.23	\$ -	\$ 174,892	\$31.23
Redwater	2053	NLLS	1,201-3,000	\$ 66,102	\$ 32.20	\$ 2,246	\$ 68,348	\$33.29
Rimbey	2567	PRL	1,201-3,000	\$ 95,500	\$ 37.20	\$ 21,408	\$ 116,908	\$45.54
Rocky Mountain House	6635	PRL	5,001-10,000	\$ 226,800	\$ 34.18	\$ 60,797	\$ 287,597	\$43.35
Rockyford	316	MLS	0-600	\$ 4,050	\$ 12.82	\$ -	\$ 4,050	\$12.82
Rosemary	396	SLS	0-600	\$ 1,972	\$ 4.98	\$ -	\$ 1,972	\$4.98
Rycroft	612	PLS	601-1,200	\$ 6,500	\$ 10.62	\$ 18,926	\$ 25,426	\$41.55
Ryley	483	NLLS	0-600	\$ 22,708	\$ 47.01	\$ -	\$ 22,708	\$47.01
Saddle Hills County	2225	PLS	1,201-3,000	\$ 100,000	\$ 44.94	\$ -	\$ 100,000	\$44.94
Seba Beach	169	YRL	0-600	\$ 8,000	\$ 47.34	\$ 1,500	\$ 9,500	\$56.21
Sedgewick	811	PRL	601-1,200	\$ 7,500	\$ 9.25	\$ -	\$ 7,500	\$9.25
Sexsmith	2620	PLS	1,201-3,000	\$ -	\$ -	\$ 163,618	\$ 163,618	\$62.45
Sheep River	5259	MLS	5,001-10,000	\$ 206,776	\$ 39.32	\$ -	\$ 206,776	\$39.32
Slave Lake/Lesser Slave River M.D.	9454	PLS	5,001-10,000	\$ 267,368	\$ 28.28	\$ -	\$ 267,368	\$28.28
Smoky Lake	964	NLLS	601-1,200	\$ 29,500	\$ 30.60	\$ -	\$ 29,500	\$30.60
Spirit River	995	PLS	601-1,200	\$ 5,500	\$ 5.53	\$ 14,634	\$ 20,134	\$20.24
Spruce Grove	35766	YRL	10,001-50,000	\$ 888,262	\$ 24.84	\$ -	\$ 888,262	\$24.84
St. Albert	66082		50,001-200,000	\$ 4,258,300	\$ 64.44	\$ -	\$ 4,258,300	\$64.44
St. Paul	5963	NLLS	5,001-10,000	\$ 183,078	\$ 30.70	\$ 16,861	\$ 199,939	\$33.53
St. Paul No. 19, County of	6468	NLLS	5,001-10,000	\$ 118,955	\$ 18.39	\$ 22,418	\$ 141,373	\$21.86

## Public Library Funding 2018

### Local Appropriation to Municipal and Intermunicipal Library Boards

Board	2018 Population	System	Population range	Local Appropriation	Local Appropriation per capita	Direct Payments	Total Local Appropriation	Total Local Appropriation per capita
Standard	353	MLS	0-600	\$ 11,500	\$ 32.58	\$ -	\$ 11,500	\$32.58
Stavely	541	CARLS	0-600	\$ 5,788	\$ 10.70	\$ -	\$ 5,788	\$10.70
Stettler/Stettler County	11478	PRL	10,001-50,000	\$ 322,991	\$ 28.14	\$ -	\$ 322,991	\$28.14
Stirling	1269	CARLS	1,201-3,000	\$ 13,238	\$ 10.43	\$ -	\$ 13,238	\$10.43
Stony Plain	17189	YRL	10,001-50,000	\$ 447,500	\$ 26.03	\$ 33,621	\$ 481,121	\$27.99
Strathcona County	98381		50,001-200,000	\$ 9,461,866	\$ 96.18	\$ -	\$ 9,461,866	\$96.18
Strathmore	13528	MLS	10,001-50,000	\$ 276,496	\$ 20.44	\$ -	\$ 276,496	\$20.44
Sundre	2729	PRL	1,201-3,000	\$ 105,001	\$ 38.48	\$ -	\$ 105,001	\$38.48
Swan Hills	1301	YRL	1,201-3,000	\$ 80,500	\$ 61.88	\$ 19,277	\$ 99,777	\$76.69
Sylvan Lake	14816	PRL	10,001-50,000	\$ 387,861	\$ 26.18	\$ 21,258	\$ 409,119	\$27.61
Taber	8428	CARLS	5,001-10,000	\$ 229,463	\$ 27.23	\$ -	\$ 229,463	\$27.23
Taber, M.D. of	7173	CARLS	5,001-10,000	\$ 55,950	\$ 7.80	\$ -	\$ 55,950	\$7.80
Thorhild No. 7, County of	3254	NLLS	3,001-5,000	\$ 97,000	\$ 29.81	\$ 18,065	\$ 115,065	\$35.36
Thorsby	1015	YRL	601-1,200	\$ 20,373	\$ 20.07	\$ 633	\$ 21,006	\$20.70
Three Hills	3212	MLS	3,001-5,000	\$ 93,632	\$ 29.15	\$ 19,508	\$ 113,140	\$35.22
Tofield	2081	NLLS	1,201-3,000	\$ 134,057	\$ 64.42	\$ 14,501	\$ 148,558	\$71.39
Trochu	1058	MLS	601-1,200	\$ 20,000	\$ 18.90	\$ -	\$ 20,000	\$18.90
Two Hills	1443	NLLS	1,201-3,000	\$ 17,248	\$ 11.95	\$ 6,158	\$ 23,406	\$16.22
Valleyview	1863	PLS	1,201-3,000	\$ 110,872	\$ 59.51	\$ -	\$ 110,872	\$59.51
Vauxhall	1222	CARLS	1,201-3,000	\$ 30,127	\$ 24.65	\$ -	\$ 30,127	\$24.65
Vegreville	5708	NLLS	5,001-10,000	\$ 250,310	\$ 43.85	\$ 66,000	\$ 316,310	\$55.42
Vermilion	4150	NLLS	3,001-5,000	\$ -	\$ -	\$ 224,854	\$ 224,854	\$54.18
Veteran	238		0-600	\$ 1,000	\$ 4.20	\$ -	\$ 1,000	\$4.20
Viking	1083	NLLS	601-1,200	\$ 23,596	\$ 21.79	\$ -	\$ 23,596	\$21.79
Vilna	290	NLLS	0-600	\$ 1,247	\$ 4.30	\$ 13,025	\$ 14,272	\$49.22
Vulcan	1917	CARLS	1,201-3,000	\$ 92,460	\$ 48.23	\$ -	\$ 92,460	\$48.23
Vulcan County	3984	CARLS	3,001-5,000	\$ 126,000	\$ 31.63	\$ -	\$ 126,000	\$31.63
Wabamun	682	YRL	601-1,200	\$ 6,721	\$ 9.86	\$ 5,088	\$ 11,809	\$17.32
Wainwright	6270	NLLS	5,001-10,000	\$ 172,125	\$ 27.45	\$ 51,169	\$ 223,294	\$35.61
Warburg	766	YRL	601-1,200	\$ 17,912	\$ 23.38	\$ 7,112	\$ 25,024	\$32.67

## Public Library Funding 2018

### Local Appropriation to Municipal and Intermunicipal Library Boards

Board	2018 Population	System	Population range	Local Appropriation	Local Appropriation per capita	Direct Payments	Total Local Appropriation	Total Local Appropriation per capita
Warner	373	CARLS	0-600	\$ 1,500	\$ 4.02	\$ -	\$ 1,500	\$4.02
Waskatenau	227	NLLS	0-600	\$ 1,500	\$ 6.61	\$ -	\$ 1,500	\$6.61
Wembley	1516	PLS	1,201-3,000	\$ 4,170	\$ 2.75	\$ -	\$ 4,170	\$2.75
Westlock Intermunicipal	12321	YRL	10,001-50,000	\$ 160,000	\$ 12.99	\$ -	\$ 160,000	\$12.99
Wetaskiwin	12655	YRL	10,001-50,000	\$ 554,445	\$ 43.81	\$ 660,103	\$ 1,214,548	\$95.97
Wetaskiwin No. 10, County of	11181	YRL	10,001-50,000	\$ 67,806	\$ 6.06	\$ -	\$ 67,806	\$6.06
Whitecourt	10204	YRL	10,001-50,000	\$ 201,673	\$ 19.76	\$ -	\$ 201,673	\$19.76
Wood Buffalo, RM of	111687		50,001-200,000	\$ 4,210,500	\$ 37.70	\$ -	\$ 4,210,500	\$37.70
Woodlands County	4754	YRL	3,001-5,000	\$ 184,000	\$ 38.70	\$ -	\$ 184,000	\$38.70
Yellowhead County	10995	YRL	10,001-50,000	\$ 724,040	\$ 65.85	\$ -	\$ 724,040	\$65.85
Youngstown	154	MLS	0-600	\$ 1,463	\$ 9.50	\$ 1,000	\$ 2,463	\$15.99
<b>TOTAL</b>	<b>3,825,801</b>			<b>\$ 159,669,518</b>	<b>\$ 22.36</b>	<b>\$ 2,837,998</b>	<b>\$ 162,507,516</b>	<b>\$27.93</b>

## Public Library Return on Investment Calculator

Income from the community	Where to Find the Data	Enter Data	Enter Data	What it Means	How Value Was Calculated
Municipal contribution	Enter the amount of money the municipality contributes to the library		\$451,131.00	This is what the community contributes though tax dollars	
Per Person Contribution to the Library	Enter the amount of money the library earns for library services (membership fees, late fees, room rentals, printing, etc.)		\$6,875.31	This is what library users contribute to the library to use the services	Total receipts divided by the population served.
<b>Total income from the community</b>			<b>\$458,006.31</b>		
Service Comparison	Where to Find the Data	Enter Data	Service Value to Your Community	What it Means	How Value Was Calculated
Book Purchases - Adult	Enter Adult Print Circulation from Annual Report	42,073	\$940,752.28	This is what the community would have paid if they had to buy books rather than borrow them.	Total adult print circulated multiplied by the average price of a trade paper back book from ULS is 22.36 (in 2021)
Book Purchase - Young Adult	Enter Young Adult Print Circulation from Annual Report	4,413	\$108,339.15	This is what the community would have paid if they had to buy books rather than borrow them.	Total Young Adult print circulated multiplied by the average price of a YA book from ULS is \$24.55 (in 2021)
Book Purchases - Children	Enter Juvenile Print Circulation from Annual Report	30,282	\$698,605.74	This is what the community would have paid if they had to buy children's books rather than borrow them.	Total Juvenile print circulated multiplied by the average price for a picture book from ULS is \$23.07 (in 2021)
DVD Rentals	Enter total non print circulation for annual report	12,691	\$38,073.00	This is what the community would have paid to purchase a DVD	DVD's circulated multiplied by \$3, the minimum cost for renting a digital movie on amazon prime, Apple TV, Google Play
eBook	Enter last year's eBook circulation from Overdrive and cloud Library reports	3,711	\$11,133.00	This is what the community would have paid to download and purchase eBooks	eBook's circulated multiplied by \$3.99 - the 2022 average price for personal eBook downloads
Digital Audiobook	Enter last year's eAudiobooks circulation from Overdrive and cloud Library reports	4,414	\$66,210.00	This is what the community would have paid to download an audio books.	Total eAudiobooks circulated multiplied by \$15.00, a monthly Audible subscription for one book credit per month.
Classes/Programs	Enter Total Program Attendance from Annual Report	16,389	\$229,444.46	This is what the community would have paid for entertainment at the movies or a class at the local college.	Program attendance multiplied by \$14, based on the cost of a movie ticket.
WIFI Sessions	Enter the annual WIFI sessions from Annual Report	74,385	\$32,729.40	This is what the community would have paid for household Internet	WIFI sessions multiplied by the \$0.43. The average household internet is \$70/month. There are roughly 160 hours/ month for a person to use the internet (8hr/day). 70/160 is an hourly rate of \$0.43
Computer sessions	Enter the annual computer sessions (hrs.) from the annual report	6,462	\$2,843.28	This is what the community would have paid for household Internet	Computer sessions (hr.) multiplied by the \$0.43. The average household internet is \$70/month. There are roughly 160 hours/ month for a person to use the internet (8hr/day). 70/160 is an hourly rate of \$0.43
<b>Total Value to of service</b>			<b>\$2,128,130.31</b>		
<b>Value Per Capita</b>	Enter Population from Annual Report	25,150	\$84.62	Calculate library ROI by dividing the service value total by the total tax dollars contributed to support the library	
<b>Return On Investment \$ 4.65</b>				<b>For every 1 dollar the community contributes to the library they receive this amount back in service.</b>	

# October 2022

## Program and Library Statistics

Submitted by Nicole Kyle  
November 9, 2022

**788**

people accessed programs that help develop relationships, end social isolation, and make them feel welcome in our library and our community.

**1282**

was the total attendance at all library programs. 77% was at in-library programs and 23% was at outreach programming.

**494**

People attended programs that support lifelong learning like family literacy, language learning, legal information, and more!

**CAMROSE**  
PUBLIC LIBRARY

# October Program Summary

Louis Ducsharm, our new Programmer, joined us at the beginning of October and so we had a few new programs available in October. There are more new programs beginning in November (see below).

- Adult Dungeons & Dragons (run by a volunteer): Thursdays at 2:00 PM
- Anime Club for teens: every Wednesday at 6:30 PM

A few images from the month:



We had a few great opportunities in October to connect with our community on an in-library and outreach basis. The Book Bike joined other organizations for a day of celebrating creativity in Kamifurano Park on October 15, and we hosted two community conversation sessions along with other Camrose Helps organizations on October 27.



## November Schedule

### Programs

This schedule runs from September 6-December 21

<b>Ukulele Jam (adults)</b> Mondays @ 1	<b>Bed Time Stories (families)</b> Wednesdays @ 7
<b>Spanish Circle (adults)</b> Mondays @ 3 (Hybrid)	<b>Ukulele Online (adults)</b> Thursdays @ 1 (Zoom)
<b>Books &amp; Bounces (infants)</b> Tuesdays @ 10:30	<b>D &amp; D (adults)</b> Thursdays @ 2
<b>German Circle (adults)</b> Tuesdays @ 4 on Zoom	<b>Cosy Card Night (adults)</b> Third Thursday monthly @ 7 (Zoom) Register on Eventbrite
<b>Terrific Tales (0-5)</b> Wednesdays @ 10:30	<b>Snacks in the Stacks (grades 1-12)</b> School days @ 3:30
<b>Tech Tutor (adults)</b> Wednesdays @ 1	<b>Something Cool After School (grades 1-8)</b> School days @ 3:30
<b>Golden Flames D&amp;D Club (teens)</b> Wednesdays @ 4:00	<b>Rainbow Club Public GSA (all ages)</b> 1st Sunday Monthly @ 2
<b>Anime Club (teens)</b> Wednesdays @ 6:30	
<b>Resumes &amp; Applications (teen &amp; adult)</b> November 20 @ 2	

All library programs and events are free and on a drop-in basis unless otherwise stated.

### Special Events

- City of Camrose Land Use Bylaw Update November 1 @ 5**  
Drop in to this open house to discuss and comment on regulations effecting heritage and character in mature neighbourhoods. Facilitated by City of Camrose staff.
- Dinovember is back and better than ever! Join us all month for dinosaur displays and events:**
  - Find Fergus:** Discover our deceptive dino and enter to win a one year family membership to the Royal Tyrell Museum!
  - Jurassic Art:** Dino Terrariums November 21 @ 6:30 PM (All Ages) Space is limited. Please register on Eventbrite.
- Local Author Visits with Lynne Harley**
  - Reading of *What if You Could?* at Bed Time Stories **November 9 @ 7 (families)**
  - Discussion of inspiration, creation and legacy of *What if You Could?* **November 10 @ 6 (adults)**

Books will be available for purchase and signing.
- Interactive Film: The Princess Bride November 19 @ 1** (all ages but film is rated PG)  
The Princess Bride is 35? Inconceivable! Expect fencing, fighting, torture, revenge, giants, monsters, chases, escapes, true love, miracles...
- NaNoWriMo Write Ins**  
**Every Tuesday at 6 Saturday @ 1 pm (adults)**  
Drop in to any of the Write Ins to bump up your word count with friends or for moral support.

# October Library Statistics

YTD daily visit averages (and hourly based on operational hours in brackets)

Mondays: 207.3 (avg of 20.7/hr)      Tuesdays: 243.8 (avg of 24.8/hr)  
 Wednesdays: 239 (avg of 23.9/hr)      Thursdays: 211.5 (avg of 21.1/hr)  
 Fridays: 210.8 (avg of 26.4/hr)      Saturdays: 130.2 (avg of 26/hr)  
 Sundays: 73.9 (avg of 18.5/hr)

Circulation	Oct 2022	Oct 2021	2022 YTD	2021 YTD	Under/Over 2021	% Chg. Over 2021
Adult Material	5882	5214	56630	46649	9981	21%
Young Adult Material	447	420	4604	3635	969	27%
Juvenile Material	5313	4527	49232	36983	12249	33%
TAL Items Borrowed	169	91	1392	659	733	111%
TAL Items Sent	29	32	360	240	120	50%
<b>Total</b>	<b>11840</b>	<b>10284</b>	<b>112218</b>	<b>88166</b>	<b>24052</b>	<b>27%</b>

Econtent	Oct 2022	Oct 2021	2022 YTD	2021 YTD	Under/Over 2021	% Chg. Over 2021
Cloud Library/RBDigital	693	483	6247	8327	-2080	-25%
Overdrive	842	775	8379	7107	1272	18%
<b>Total</b>	<b>1535</b>	<b>1258</b>	<b>14626</b>	<b>15434</b>	<b>-808</b>	<b>-5%</b>

Circulation by Residence	Oct 2022	Oct 2021	2022 YTD	2021 YTD	Under/Over 2021	% Chg. Over 2021
City of Camrose	9257	8260	90315	73777	16538	22%
County of Camrose	2488	2240	21714	16437	5277	32%
Outside City/County	45	57	627	360	267	74%
ME	14	66	300	340	-40	-12%
<b>Total</b>	<b>11804</b>	<b>10623</b>	<b>112956</b>	<b>90914</b>	<b>22042</b>	<b>24%</b>

Miscellaneous	Oct 2022	Oct 2021	2022 YTD	2021 YTD	Under/Over 2021	% Chg. Over 2021
Visitors	6527	4039	53773	27237	26536	97%
WiFi Users	13184	5755	87569	52762	34807	66%
Internet Users	868	617	7330	3091	4239	137%
Exams	19	11	239	35	204	583%
<b>Total</b>	<b>20598</b>	<b>10422</b>	<b>148911</b>	<b>83125</b>	<b>65786</b>	<b>79%</b>

### Selection of Service Responses

1. Social Engagement: Developing Relationships and Ending Isolation
2. Connect to the Online World: Public Internet Access
3. Satisfy Curiosity: Lifelong Learning
4. Visit a Welcoming Place: Physical and Virtual Spaces

Programs/ Service Response	Oct 2022		2022 YTD		Participants	
	Sessions	People	Sessions	People	2021 YTD	2020 YTD
1	25	181	307	2111	1255	4,139
2	0	0	49	107	22	223
3	33	494	324	4226	5232	12,145
4	40	607	179	3357	516	3,318
Advocacy	0	0	10	6231	3313	3,257
<b>Total</b>	<b>98</b>	<b>1282</b>	<b>869</b>	<b>16032</b>	<b>10,338</b>	<b>23,082</b>

Camrose Public Library  
 Adult Programs (18+)  
 January 1 to October 31, 2022

Outreach	Program	Attendance
Deliveries to Care Facilities	94	614
Spanish Online	16	72
Ukulele Online	38	148
French Circle Online	7	19
German Circle Online	37	106
Cosy Cards	6	64
Mind Masters	10	1092
Podcasts	7	27
Advocacy @ Community Organizations	2	42
BB @ Care Facilities	5	29
NDTR Film	1	25
	223	2238

In House	Program	Attendance
Spanish Circle	21	141
Ukulele Jam	21	169
French Circle	15	56
Tech Tutor Class	10	25
Adult D & D	2	7
ACAA Partnership	2	17
ELL with A4HC	9	74
Tech with Tyler Osborne	3	9
Local Author Visit	1	3
NDTR Indigenous Canada MOOC	1	3
Legal Workshop	1	11
Legal 1-on-1	6	12
Camrose Helps Community Conversations	2	70
Genealogy Workshop	1	16
	95	613

Outside Groups	Program	Attendance
Space Provided for Community Groups and Businesses	7	82
	7	82
<b>Total</b>	<b>325</b>	<b>2933</b>



Camrose Public Library  
Family Programs (All Ages)  
January 1 to October 31, 2022

Outreach	Program	Attendance
Read for 15	1	3849
Books & Bounces Online	4	16
Curious Cuties with Camrose Family Resource Centre	3	39
Women's Shelter Family Programming	6	27
BB @ Market	10	528
Lunch is Lit with CRFC	3	72
BB @ Community Events	5	265
BB @ Canada Day	1	82
BB @ Pop-up Park ( City of Camrose & CFRC Partnership)	6	133
BB Yoga in the Park	6	95
BB Scheduled Park Visits	3	66
BB @ Art in the Park (CFRC Partnership)	3	78
BB with Action for Healthy Communities	3	65
SRC Perseids Viewing Party	1	25
SRC Podcasts	8	40
Community Registration Night	1	808
Camrose Culture Day	1	44
	65	6232

In House	Program	Attendance
Books & Bounces	24	211
Terrific Tales	24	432
Snacks in the Stacks	113	1860
Something Cool After School	105	760
Bed Time Story Time	25	318
1-on-1 Tech Help	36	76
French Story Time	5	39
Spring in to a Library Program	1	35
Volunteer Appreciation Night	1	12
Earth Month Event	1	14
Sunflowers with Action 4 Healthy Communities	1	10
All Pride No Prejudice	1	12
SRC Launch Party	1	200
Impromptu Story time	1	10
SRC Movie	2	21
Summer Baby Time	3	15
Summer Preschool Story Time	4	67
Summer Snacks in the Stacks	44	202
SRC Trivia Night	1	10
Reading with Royalty	1	8
NDTR Moose Hide Beading	1	25

	395	4337
--	-----	------

Outside Groups	Program	Attendance
Space Provided for Community Groups and Businesses	1	25
	1	25
<b>Total</b>	<b>461</b>	<b>10594</b>

Camrose Public Library  
 Child Programs (6-12 Years)  
 January 1 to October 31, 2022

Outreach	Program	Attendance
Origami Club Online	5	15
St Pats Mystery Readers	2	60
Spring Reading challenge with local schools	1	152
SRC Advocacy at local schools	6	1500
BB @ Reading University	4	136
BB @ OSCAR	5	129
	23	1992

In House	Program	Attendance
Red Hot Science	2	24
ACAA Partnership	1	8
Reading University Tour	1	42
	4	74

Outside Groups	Program	Attendance
Space Provided for Community Groups and Businesses		
	0	0

Monthly Total	27	2066
---------------	----	------

Camrose Public Library  
 Teen Programs (13-17 Years)  
 January 1 to October 31, 2022

Outreach	Program	Attendance
BB @ Open Doors	5	75
Galaxy Spray Paint Art	1	16
	6	91

In House	Program	Attendance
Anime Club	17	93
D & D	21	173
Red Hot Science	2	15
Ani-Marathon	1	3
SRC D&D	7	47
SRC Zines	1	6
SRC Board Games	1	11
	50	348

Outside Groups	Program	Attendance
Space Provided for Community Groups and Businesses		
	0	0

<b>Total</b>	<b>56</b>	<b>439</b>
--------------	-----------	------------

Camrose Public Library  
Total Programs  
January 1 to October 31, 2022

Outreach Programs	317	10553
In-house Programs	544	5372
Outside Groups	8	107
YTD	869	16032

Submitted by Nicole Kyle  
November 9 2022